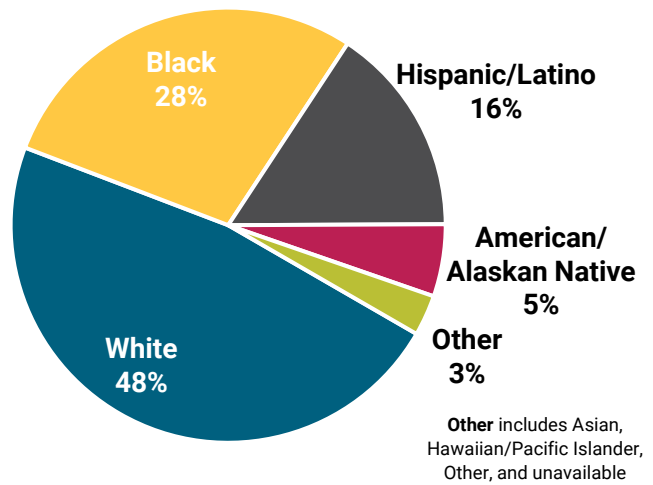


NDCS Population and Demographics

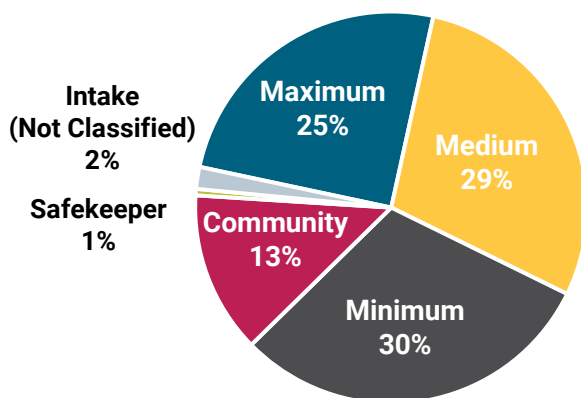
Average Daily Population (ADP) by Facility					
Facility	ADP	Operational Capacity	% of Operational Capacity	Design Capacity	% of Design Capacity
CCC-L	584	575	101.57%	460	126.96%
CCC-O	173	113	153.10%	90	192.22%
NCCW	312	344	90.70%	275	113.45%
NCYF	75	95	78.95%	76	98.68%
NSP	1251	1023	122.29%	818	152.93%
OCC	778	495	157.17%	396	196.46%
RTC	1477	1105	133.67%	884	167.08%
TSCI	1032	1200	86.00%	960	107.50%
WEC	190	125	152.00%	100	190.00%
Total	5872	5075	115.70%	4059	144.67%

Demographic records include *all individuals who passed through NDCS custody* during the quarter. This includes those who were not physically present at a facility during the quarter, i.e., those awaiting court dates in a non-NDCS facility or in an outside hospital. Institutional information includes only those who were physically present at a facility during the quarter. Discrepancies in **Average Daily Population (ADP)** totals are due to the rounding of individual statistics.

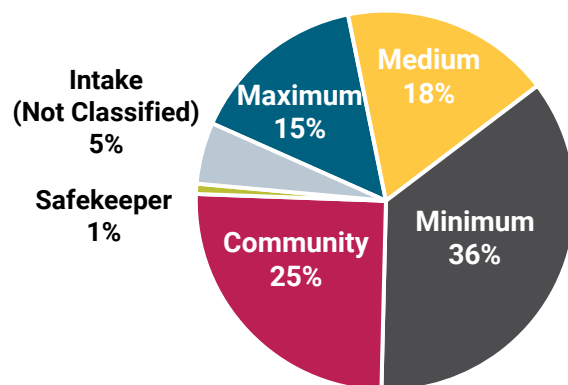
ADP by Race/Ethnicity



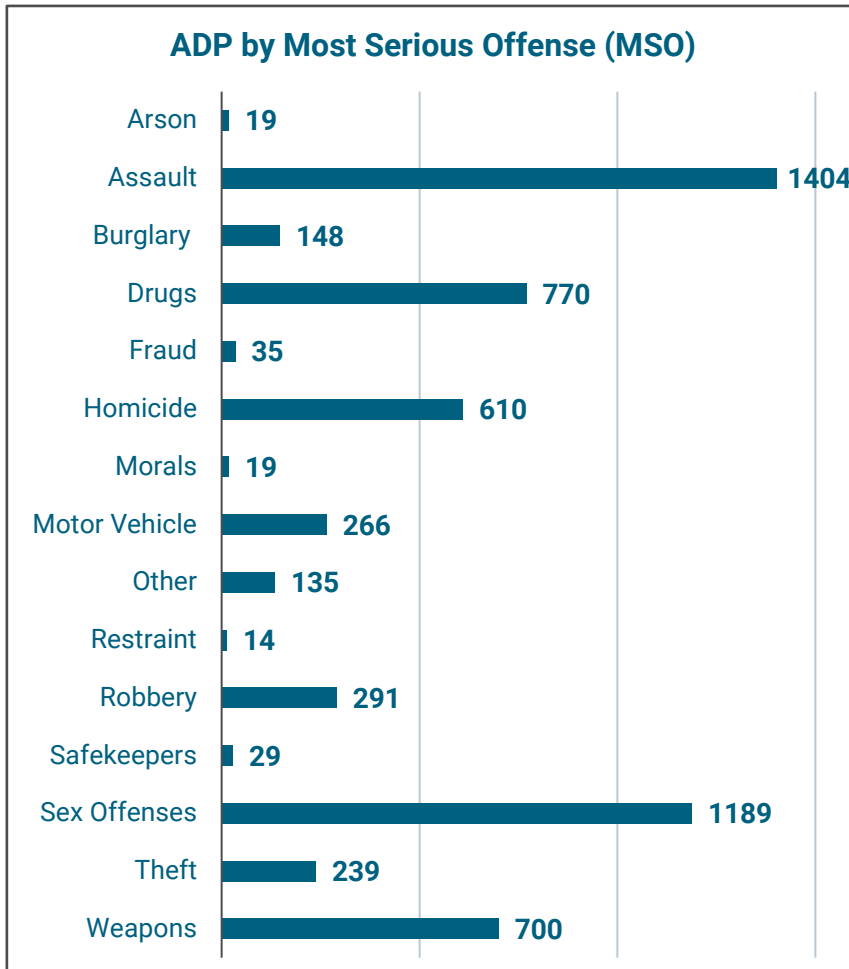
ADP by Classification - Male



ADP by Classification - Female



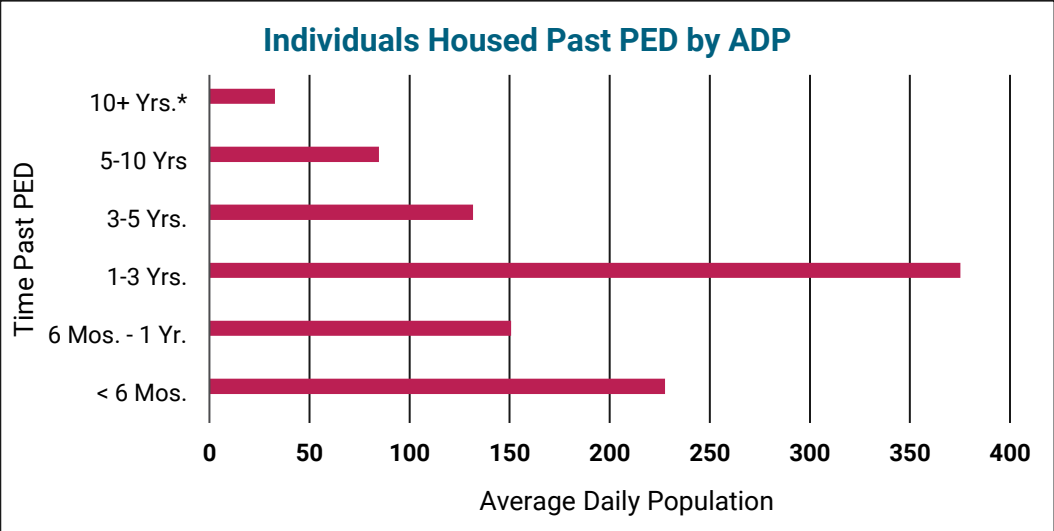
NDCS Population and Demographics (Continued)



45% of all NDCS incarcerated individuals are in **minimum security or community** facilities.
 The **average age** is **38.32** years.

60% of all NDCS incarcerated individuals have an MSO of **Assault, Homicide, Robbery, or Sex Offenses**.

Of the 1,003 (ADP) individuals past their Parole Eligibility Date (PED), **41%** have **previously paroled**. Returned parolees **averaged 1.3 attempts** at parole.



*Includes life sentences

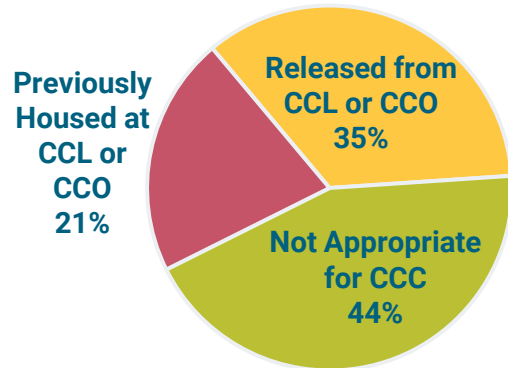
Releases

NDCS community corrections facilities include Community Corrections Center – Omaha (CCC-O) and Community Corrections Center – Lincoln (CCC-L).

Releasing from a community corrections center enhances successful reentry.

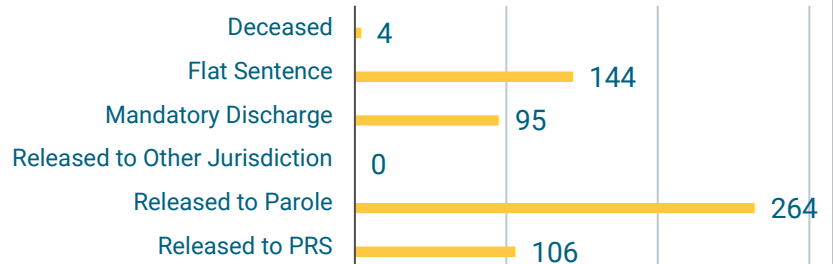
In Q4 of FY24, **384** releases spent time at community corrections.

Transitions Through Community Corrections Prior to Release by Type

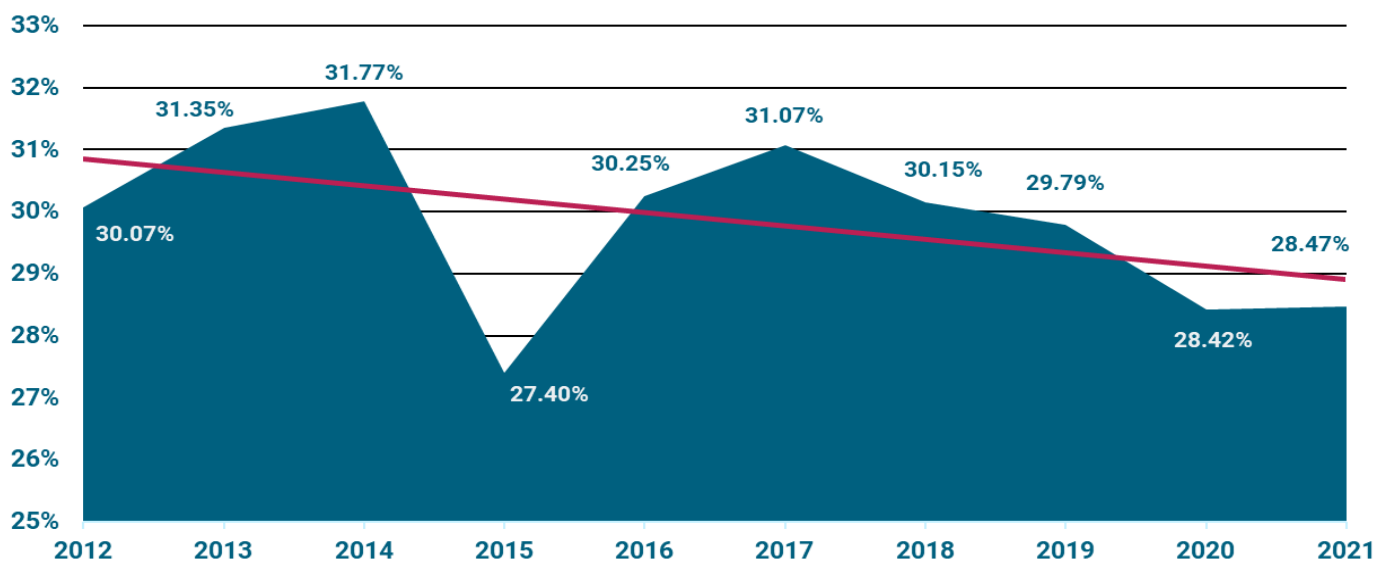


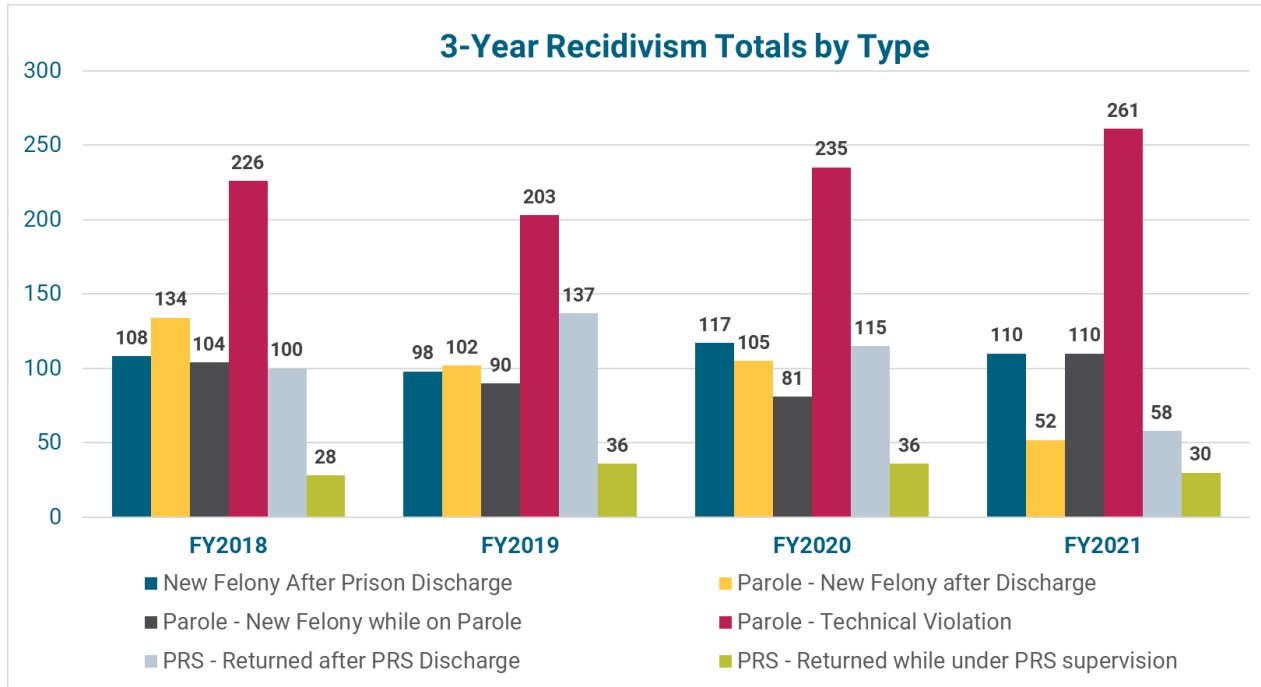
Recidivism is calculated based on returns to NDCS custody within three years of an individual's release. For example, a person is considered to have recidivated if they were released in FY2020 and returned any time between then and the end of FY2023.

Quarterly Releases

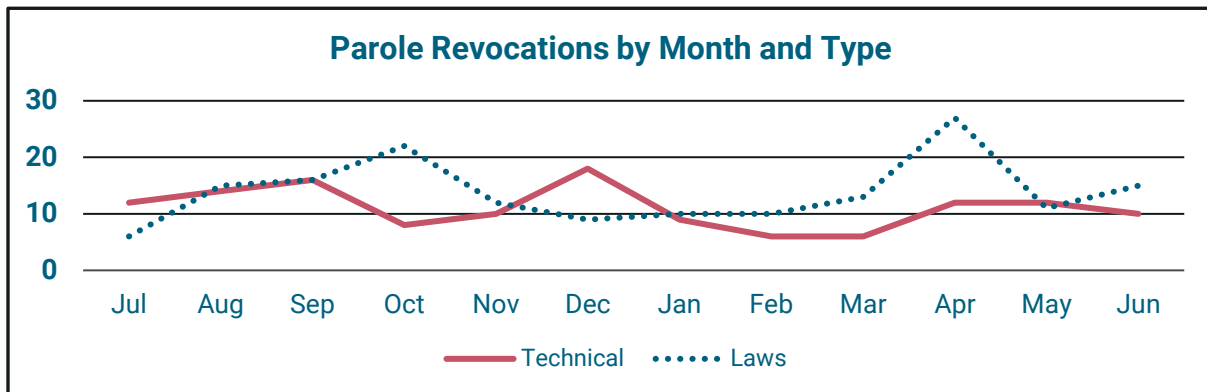


3-Year Recidivism - Totals by Year





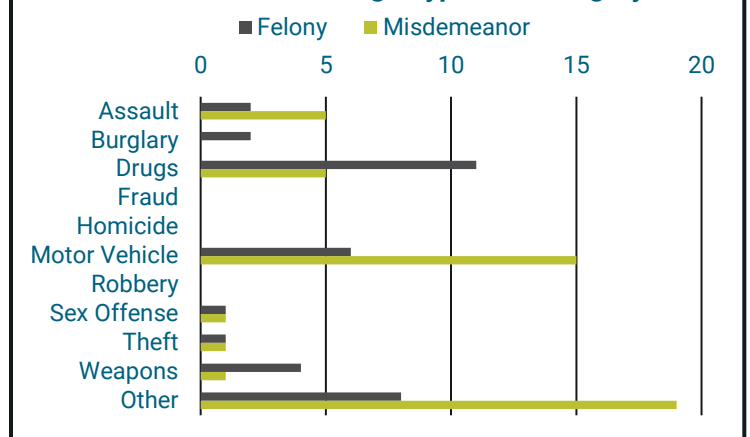
Returns to NDCS Custody - Parole Revocations



Reasons for Revocation by Quarter



Laws Violations: Charge Type and Category*



Note: The total number of individuals returned on revocation during the quarter was 87. The total number of violations for the quarter is greater than 87, because some individuals returned on multiple violation types.

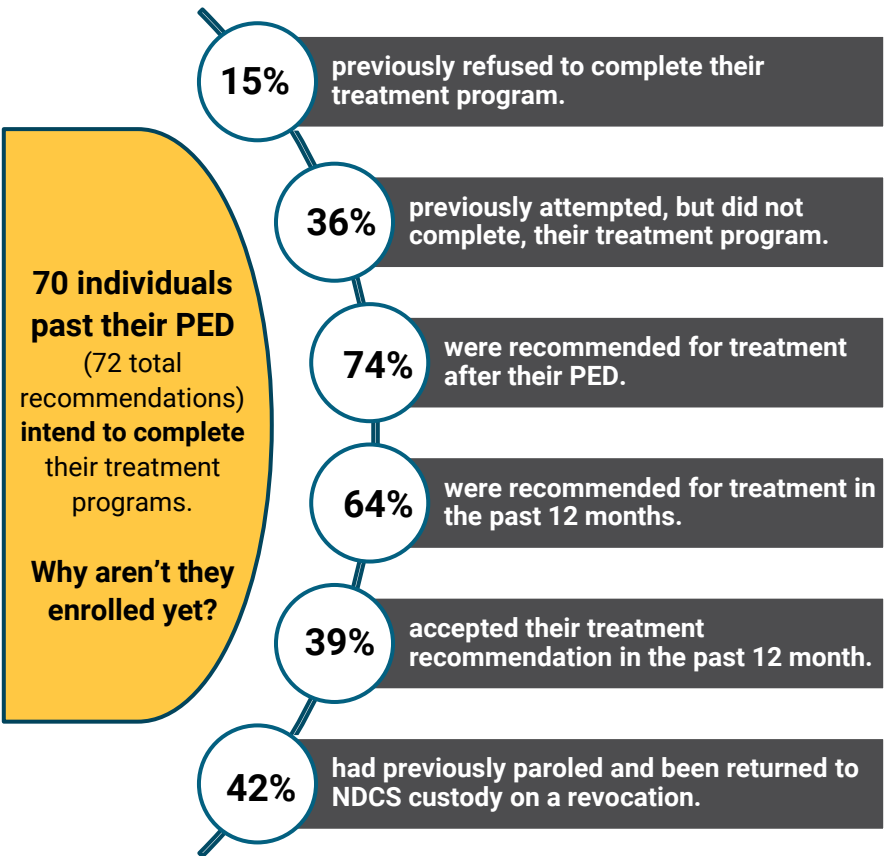
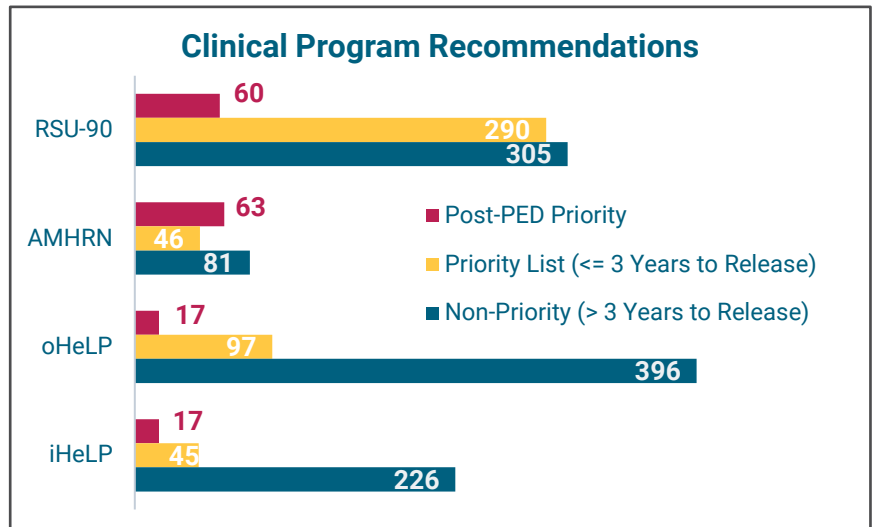
Clinical Treatment Recommendations

RSU-90 is a residential substance use treatment program lasting 90 days

AMHRN is an anger management program lasting 12 weeks

oHeLP is an outpatient sexual-offense specific treatment lasting 6 months

iHeLP is a residential sexual-offense specific program lasting 12-18 months

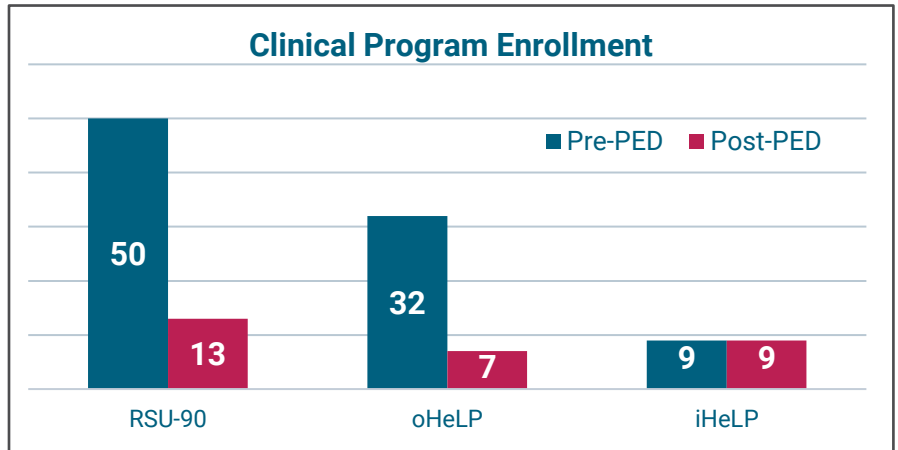


60 individuals past their PED currently **refuse** treatment

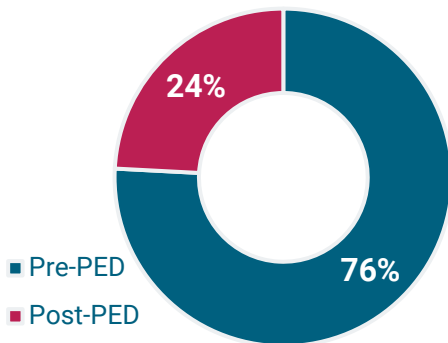
Note: Date for clinical and non-clinical programming is accurate as of July 1, 2024. The number of recommendations does not equal the number of individuals recommended because some individuals had more than one recommendation.

Clinical Treatment Enrollments

120 individuals are currently enrolled in clinical treatment programs

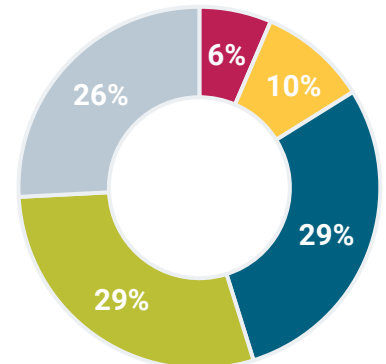


Currently Enrolled in Clinical Programs

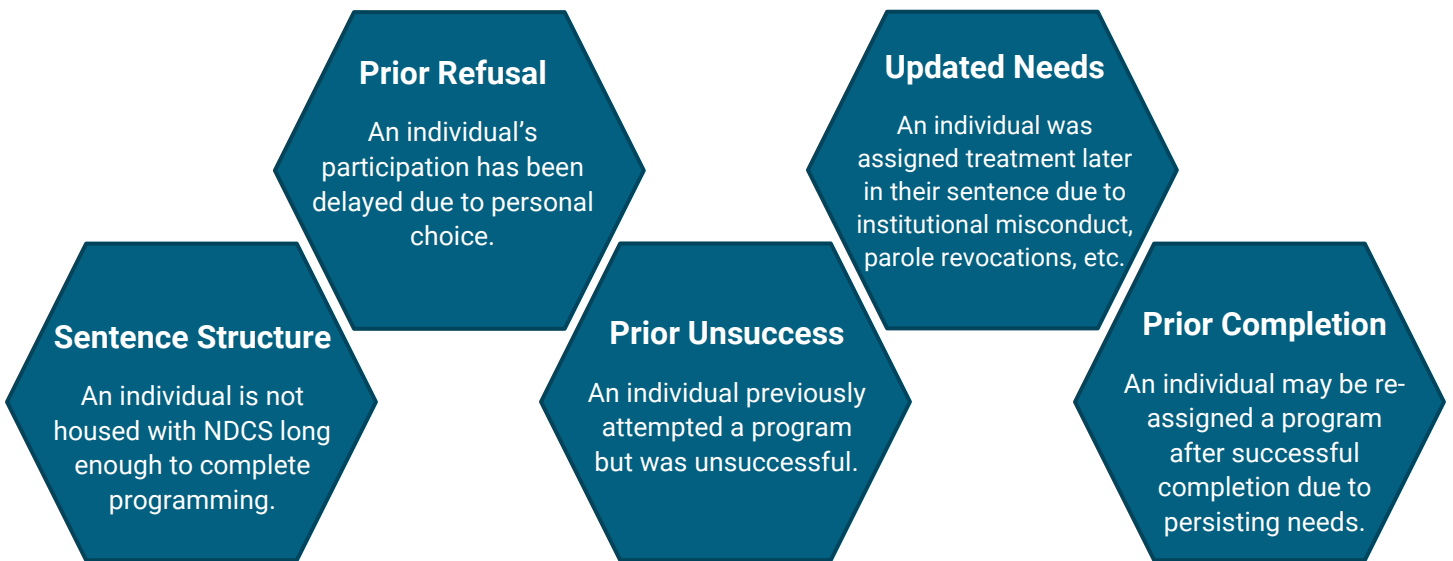


Post-PED: Why Not Enrolled Earlier?

- Prior Unsuccess
- Prior Refusal
- Prior Completion
- Updated Needs
- Sentence Structure



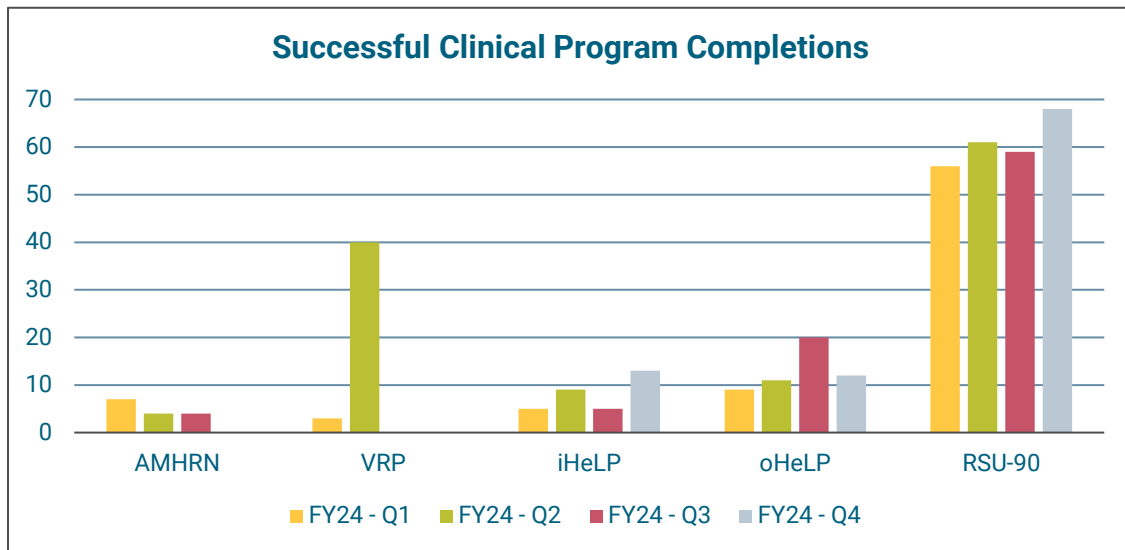
Why is someone enrolled past their PED?



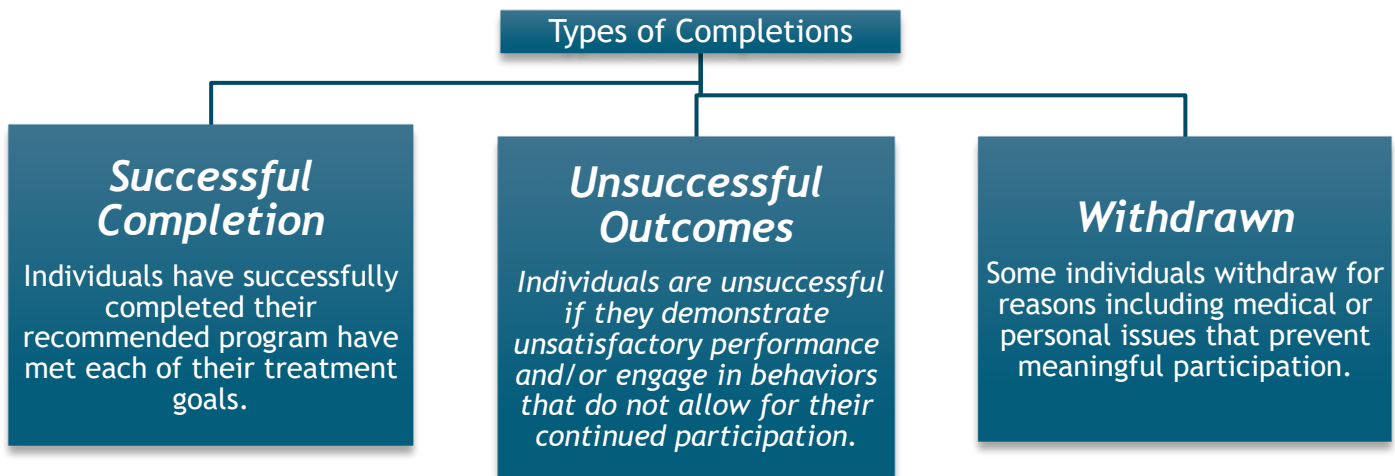
Note: Date for clinical and non-clinical programming is accurate as of July 1, 2024.

Clinical Treatment Completions

(July 2023 through June 2024)

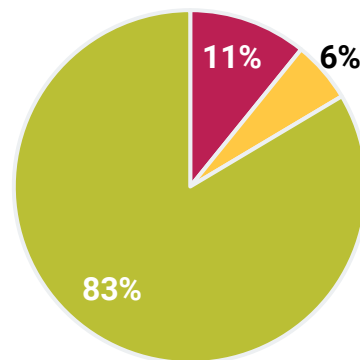


Note: VRP was discontinued in 2024. In the current and future reports, only historical program completions will be reported.



All Treatment Outcomes Past 12 Months

- Unsuccessful Outcomes
- Withdrawn
- Successful Completion

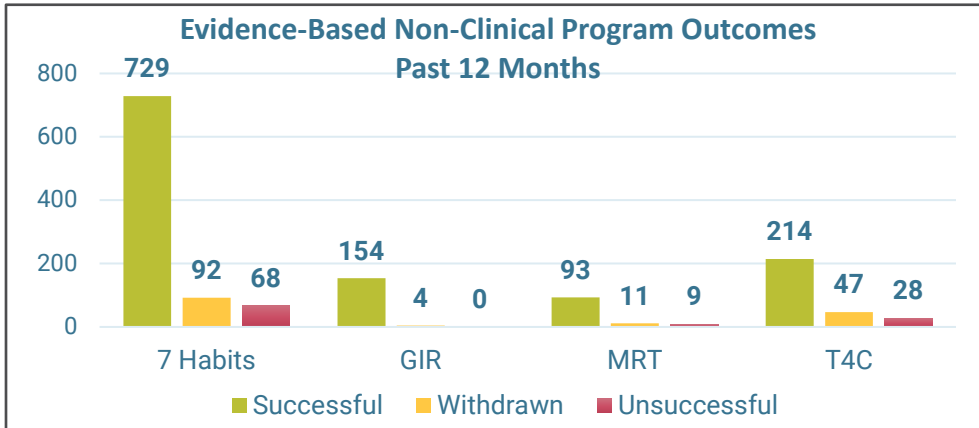


Note: Date for clinical and non-clinical programming is accurate as of July 1, 2024.

Non-Clinical Programming Information

2,735 individuals participated in at least one of these non-clinical programs during the quarter.

59 incarcerated individuals trained as peer facilitators for non-clinical programming.



7 Habits on the Inside

Getting it Right (GIR)

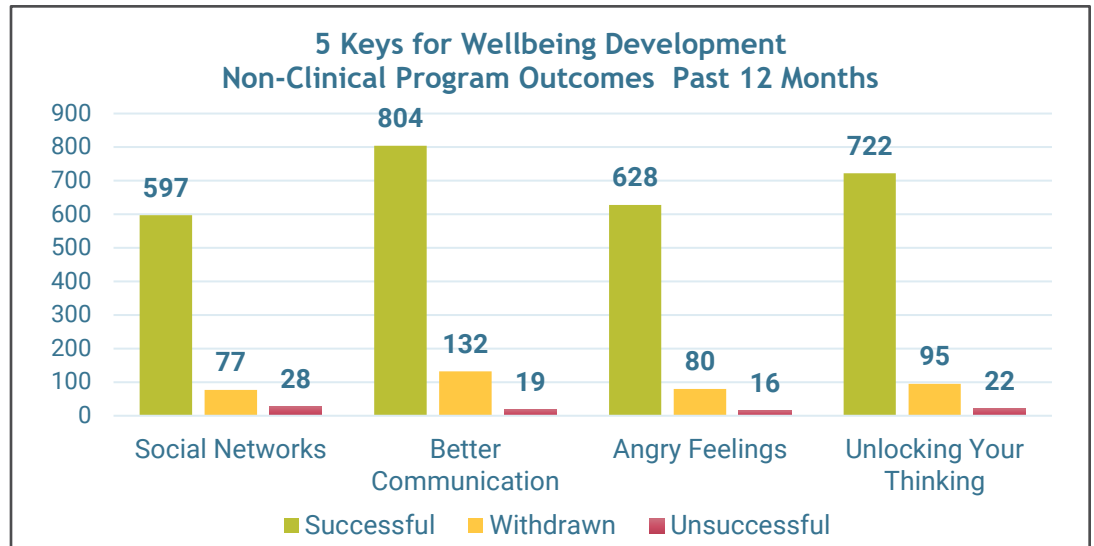
Note: Moral Reconciliation Therapy (MRT) and Thinking for a Change (T4C) were discontinued in 2024. In the current and future reports, only historical program completions will be reported.

Building Social Networks

Ideas for Better Communication

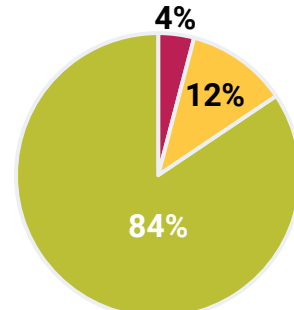
Understanding and Reducing Angry Feelings

Unlocking Your Thinking



All Non-Clinical Program Outcomes Past 12 Months

■ Unsuccessful
■ Withdrawn
■ Successful



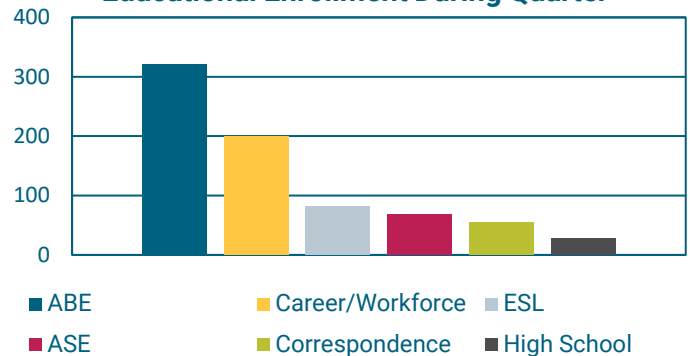
Note: Date for clinical and non-clinical programming is accurate as of July 1, 2024.

General Education

Educational Completions - Past 12 Months



Educational Enrollment During Quarter



NDCS offers educational opportunities and is an accredited high school. Classes not available at NDCS can be accessed through the community, correspondence courses, and educational release.

Staffing

Calendar Year-to-Date Turnover (Through June 30, 2024)

	Turnover YTD:	Authorized FTE:	Turnover Rate:
Total Turnover Rate for Protective Services:	140	1486.5	9.42%
Total Turnover Rate for Nurses:	4	80.5	4.97%
Total Turnover Rate for Education:	0	24	0.00%
Total Turnover Rate for Other:	80	1072.5	7.46%
Total Projected Annual Turnover Rate for Protective Services:	~	~	18.84%
Total Projected Annual Turnover Rate for RN's and LPN's:	~	~	9.94%
Total Projected Annual Turnover Rate for Education:	~	~	0.00%
Total Projected Annual Turnover Rate Other:	~	~	14.92%
Total Agency Turnover Rate:	224	2663.5	8.41%
Total Projected Agency Turnover Rate:	~	~	16.82%

Behavioral Health Staffing Vacancies

Facility	Behavioral Health Practitioner	Behavioral Health Practitioner Supervisor	Clinical Program Manager	Psychologist/ Psychology Supervisor	Psychology Director	Psychiatrist/ Psychiatry Director	Nurse Practitioner	Licensed Practical Nurse	Registered Nurse/Nurse Supervisor
CCL	4	0	0	0	0	0	0	0	0
CCO	0	0	0	0	0	0	0	0	0
CO	0	0	0	0	1	0	0	0	0
NCW	2	0	0	2	0	0	0	4	0
NCYF	1	0	0	0	0	0	0	0	0
NSP	2	0	0	3	0	1	0	0	3
OCC	5	1	0	2	0	0	0	4	1
RTC	22	2	1	3	0	2	2	5	13
TSCI	9	0	1	3	0	0	0	4	0
WEC	4	1	0	0	0	0	0	0	0
Grand Total	49	4	2	13	1	3	2	17	17

Behavioral Health includes individuals who serve the NDCS population in a physical or mental health capacity.

For questions or concerns regarding this report, please contact the NDCS Research Division at dcs.research@nebraska.gov.