

Examining the differences of “life” between adults and juveniles incarcerated in Nebraska’s
Correctional Systems

Allison Walcker

Nebraska Wesleyan University

Introduction

For the 2009 Supreme Court schedule, Justices agreed to take up sentencing for young (juvenile) offenders, considering whether the reasoning that led it to strike down the death penalty for juvenile offenders four years ago should apply to sentences of life without the possibility of parole. The court accepted two cases on the issue, both from Florida and neither involved a killing. In *Sullivan v. Florida* (21), J. Sullivan was sentenced to life without parole for sexually assaulting an elderly woman when he was 13. In *Graham v. Florida* (21), T. Graham received the same sentence for participating in a home invasion when he was 17 while on probation. Both cases were argued on November 9, 2009. This attention has caught the eye of state legislatures and advocacy groups centered on fairness in sentencing laws.

The principal focus of this research was the examination of data regarding Nebraska's incarcerated life population, both adult and juvenile, in regard to previous national studies. This paper examines whether sentencing disparity exists among adult and juvenile offenders serving life sentences and life without parole sentences. Do juveniles serving harsher punishments today because of current criminal justice policies and laws? Second, the paper investigates whether racial disparity exists among adult and juvenile offenders serving these type of sentences, with minorities (specifically blacks) receiving harsher punishments. The following variables appear to be the most relevant and will be considered here: 1) offense(s), 2) age at admission, 3) sentence length (months/years), 4) criminal history (any prior convictions in Nebraska), and 5) race. Once the data was collected, it was compared and contrasted to previous national studies, such as *Amnesty International & Human Rights Watch* (3,4) and *The Sentencing Project* (12).

This research is important because it reflects on the ever-increasing incarceration population. The analyses and findings could influence current and future criminal justice policies and laws regarding “life without parole” sentences. At the end of 2009, legislation was pending to end juvenile life without parole in the US Congress and in the legislatures of eight states, including Nebraska (18). On the state level, this research could either support or disprove the previously collected data and statistics regarding individuals serving life without parole sentences. If supportive, this research could play a contributing factor in what the state legislature decides in regard to ending or continuing with juvenile life without parole sentences. In regard to the Nebraska Department of Correctional Services (NDCS), this research may illustrate the number of juvenile individuals serving these sentences and help them understand how they’re different than the adult population, providing resources and tools on how to work with them, not against them.

Research Project Background

In the United States alone, there are more than 2.3 million people incarcerated in prisons or jails. This figure has been growing steadily since 1972 and represents a 600% increase. The United States has the distinction of having the highest rate of incarceration in the world by enacting decade after decade of “tough on crime” policies that have made little or no considerable impact on crime (12). A March 2009 report by the *U.S. Justice Department’s Bureau of Justice Statistics* found that the incarcerated population had reached an all-time high of nearly 2.4 million (18).

Currently, laws and criminal justice policies regarding the expansion of life sentences, for both adult and juvenile offenders, have caused a dramatic increase in the total prison population. Since the 1970s, policies were established that extended the length of time spent in prison; such

as mandatory sentences, “truth in sentencing” laws, reductions in parole releases, and lowering the minimum age for criminal court jurisdiction (12). These policies not only steadily increased the length of prison sentences for different types of crimes, but expanded the types of offenders (to include juveniles) facing these sentences (3). Until the 1970s, juveniles accused of criminal offenses were almost exclusively brought before juvenile courts. In 1996, the term “super-predator”, which referred to the increase of juvenile offenders repeatedly committing violent offenses, was coined by a university professor (3,4). This term caused a widespread panic in the American public, with state legislatures following suit by embracing harsher criminal justice policies for juveniles, such as juvenile life without parole (JLWOP). However, the majority of youth sentenced to life without parole are first offenders, and many teens committed their crimes with adults (4).

The number of juvenile offenders who received the sentence of juvenile life without (JLWOP) parole peaked in 1996 at 152 offenders (3). The estimated rate at which the sentence is imposed on juveniles nationwide remains at least three times higher today than fifteen years ago. Also, between 1985 and 2001, juveniles convicted of murder in the United States were more likely to enter prison with a life without parole sentence than adult murder offenders (12). In 2005, *Human Rights Watch* published the first-ever national analysis of life without parole sentences for children (term used instead of juveniles). They determined that as of 2004, there were at least 2,225 individuals currently incarcerated in the United States for crimes committed as children (3, 4, and 7). Further, an estimated 59 percent of children received the sentence for their first criminal conviction. In 2008, *Human Rights Watch* published an update to this report, stating that the current number of youth offenders serving juvenile life without parole (JLWOP) increased to 2,484 (4). Youth serving JLWOP across the country are predominantly male and

the majority is black. According to the *Human Rights Watch 2008 update* (4), Nebraska has 24 individuals serving JLWOP. The Nebraska law regarding sentencing is mandatory, meaning judges have no option other than to sentence youth offenders to JLWOP upon conviction for at least one type of offense (homicide). The most current numbers, as of May 2009, increased to 2,574 individuals serving JLWOP (18). If an individual is a juvenile at the time of their offense, they are still considered to be serving JLWOP even if they become an adult during their incarceration.

As of 2005, all states and the federal government have the capacity to try youths accused of certain crimes as adults in criminal court. During that same year, the Supreme Court ruled in *Roper v. Simmons* that the execution of juvenile offenders was unconstitutional, finding that juveniles are “categorically less culpable” than adult criminals (pg. 3, 3). Also, it established that capital punishment in such cases violated the ban on cruel and unusual punishment in the Eighth Amendment to the Constitution, noting a widespread international opinion against the juvenile death penalty, “in large part on the understanding that the instability and emotional imbalance of young people may often be a factor in the crime” (pg. 24, 6). In addition, the ruling noted that juveniles lack the well-formed identities of adults, are susceptible to immature and irresponsible behavior, and are vulnerable to negative influences and outside pressures (pg. 3, 3). Even though this ruling made juveniles exempt from receiving the death penalty, it did not cease the courts in continuing to deliver sentences of life without parole (18).

A discussion on life with parole sentences is not complete without an examination of its effect on capital punishment, otherwise known as the death penalty. The anti-death penalty movement has reached a success rate not seen since the 1970s, with execution rates declining, public support falling, and Supreme Court intervention to halt executions increasing. One of the

movement's main arguments has relied heavily on capital punishment's alternative: life without parole (1). Abolitionists have attacked both legislatures and the media with arguments to adopt life without parole statutes in order to reduce executions, that "the sentence of life without parole is a stronger, fairer, and more reliable punishment" (pg. 1838, 1). Twenty years of life without parole statutes shows that although they have only a small effect on reducing executions, they have doubled and tripled the lengths of sentences for offenders who never would have been sentenced to death or even been eligible for the death penalty (1).

Life without parole has always been a sentencing option, but its frequency of use has increased in recent years. In many instances, this is a reflection of more punitive sentencing policies in general, but in some cases it also results from the increased use of life without parole as an alternative to the death penalty (1, 12). From 1993 to 2003, the number of prisoners incarcerated for life without parole jumped from 12,453 to 33,633 (1). Over that same period, the number of Americans on death row increased from 2,575 to 3,374 (1). While the death row population grew by 31%, the populations of those incarcerated for life without parole grew by 170% (12). Individuals over the age of 25 show a marked decrease in violent tendencies and an increase in their ability to reintegrate successfully into the community, with "recidivism rates dropping significantly by the time an offender reaches thirty years of age" (pg. 1852, 1).

Research shows significant differences among the states in the use of these sentences for juveniles. There is a broad range in the severity and implementation of the statutes, as well as the range of time that must be served prior to eligibility varies greatly (3, 12). These differences can be attributed to state criminal justice policies and practices. For example, there are states, such as Delaware, Illinois and Maryland with high rates of youth violence but low rates of youth serving LWOP (3). Also, there are states, such as Pennsylvania and Michigan with the reverse; high rates

of youth with the sentence and lower rates of youth crime (3). On the other hand, Missouri has both relatively high rates of youth crime and high rates of sentencing youth to life without parole (3).

No examination of criminal justice in the United States is complete without a discussion of race. Data from *Human Rights Watch* revealed that blacks constitute 60% of the youth offenders serving life without parole nationwide and whites constitute 29% (3). In addition, black youth nationwide are serving life without parole sentences at a rate that is ten times higher than white youth (3). According to *HRW*, the rate nationwide for black youth sentenced to life without parole exceeds that of white youth (3). According to *Equal Justice Initiative (EJI)*, all of the youth nationwide serving life without parole sentences for non-homicide offenses are those of color (7). *Equal Justice Initiative* identified 73 individuals serving life without parole sentences for offenses committed at ages 13 and 14-years old. Of the 73 identified, nearly half (49%) were African-American (8). The 73 identified have come from 19 states, with Nebraska sentencing two individuals (7). Most of the juveniles receiving these sentences come from violent and dysfunctional backgrounds; “youth is more than a chronological fact...It is a time and condition of life when a person may be most susceptible to influence and to psychological damage” (pg. 16, 8). Severe family neglect, violent neighborhoods, and drug and alcohol dependence are the most common factors seen among the youngest (13-14 years) juvenile offenders (8). Research has shown that juveniles subjected to trauma, abuse, and neglect suffer from cognitive underdevelopment, lack of maturity, decreased ability to restrain impulses, and susceptibility to outside influences great even than those suffered by normal teenagers (8).

One policy choice that is being considered in the United States may make LWOP a mandatory sentence for certain crimes, regardless of whether it is committed by adults or

juveniles (3,12). To put this in context, there are 45 states that allow judges in juvenile courts to transfer a case to adult court, 42 states that can impose the sentence of juvenile life without parole, 15 states that give prosecutors the discretion to try a youth as an adult, and 15 states that require juvenile court judges to transfer a case to adult court for certain offenses, based on the offender's age or prior record. In a 2009 report by *The Sentencing Project* (12), there were 140,401 individuals serving life sentences, and 41,102 individuals (29%) serving LWOP in the United States. Further, there were 6,747 juveniles serving life sentences, with 1,755 juveniles (25.8%) serving JLWOP.

In Nebraska, jurisdictions give prosecutors discretion to file directly in adult court, completely bypassing juvenile court (3). However, before exercising direct file authority to prosecute juveniles as adults, prosecutors are required to give consideration to the same kinds of enumerated "factors" that are ordinarily weighed by juvenile courts making waiver determinations (12). It is rare for courts to consider whether juveniles lack the competence to stand trial because of their age. In *Dusky v. United States* (1960), it was established that a competent defendant is one "who has a basic understanding of the roles of her own and opposing attorneys; comprehends the functions of the judge and jury; is able to consult with his or her attorney in a meaningful way; and can weigh the consequences of the decisions she or he has to make, such as whether or not to accept a plea" (pg. 20, 12). Due to their age, juveniles commit errors in judgment, such as waiving constitutional rights and making faulty confessions, taking bad advice from defense attorneys, and not understanding what was at stake during their trials, in part due to their low levels of education, including illiteracy (12). Together with their diminished understanding of rights, confusion about trial processes, limited language skills, and inadequate decision-making abilities, young children are at great risk in the adult criminal justice system.

Currently, Nebraska has no age restrictions in regard to sentencing individuals to life or life without parole. Therefore, Nebraska can prosecute youth at any age for adult offenses. In Nebraska, 21 individuals were serving JLWOP in 2004 and it is a mandatory sentence for certain types of crimes, such as first degree murder (3). In 2008, there were 24 individuals serving JLWOP in Nebraska (4). In addition, the rate at which white youths are sentenced to LWOP is 1.0 compared to 18.6 for black youths (3).

Previous research has shown that nearly one tenth of all U.S. prisoners are serving life with parole sentences and a quarter of those are serving life without parole (20). In a September 2005 edition of *Contemporary Justice Review*, A. Villaume examines the definitions of life and life without parole, stating that life without parole means the prisoner is sentenced to be incarcerated until his or her death (20). Villaume uses the term “virtual life sentence”, which is described as one that markedly exceeds the prisoner’s probable expected life span, a sentence that the prisoner is not expected to survive (20). The author stresses how sentencing an individual to life without parole or to a virtual life sentence have the same effect, the end result of each sentence being the release of the prisoner only by his or her death (20). Villaume states that the significant increase in incarceration, specifically the harsh sentencing of juveniles, has resulted from four principles; 1) key criminal justice policy changes in the legal system from 1980-2001, 2) shift of judicial discretion to prosecutorial discretion, 3) judicial response to the changes, and 4) the changes in judicial relief available to prisoners (20).

Other research has sought to assess the “evolving standards of decency” for capital punishment for juveniles, as R. Kalbeitzler and N. S. Goldstein present in a 2006 edition of *Behavioral Sciences and the Law* (9). It states that official juvenile executions began in 1642 in Massachusetts with the death of a 16-year-old boy, and between then and 2006, 366 documented

juvenile offenders have been put to death (9). Capital punishment practices for juveniles in the United States were adopted from early English common law. At the time of *Roper v. Simmons* (2005), the United States was and is the only country in the world to legally allow the death penalty for juveniles (9). Evaluation of whether this practice constitutes cruel and unusual punishment is derived from case law, legislative changes in death penalty policy for various states, and findings regarding qualitative differences between juveniles and adults. Juveniles cannot be held to the same standard of culpability as adults based on their immature judgment any more than mentally retarded adults can be held responsible for their flawed judgment (*Atkins v. Virginia*) (2002), (9).

In addition, research has examined the past punishment and sentencing trends of the United States in order to predict its future in our legal system (17). The American system of punishment is very different from those of other Western countries. According to M. Tonry of *Social Research*, the United States has the highest imprisonment rates in the world and is the only Western country to retain and use capital punishment (17). Significant differences are shown in regard to age of criminal responsibility and length of prison sentence. In many European countries, the age of criminal responsibility is 15, where in most American states it is typically 10 or some states have no age restriction (17). Also, Western countries rarely deal with juveniles in adult courts, where in the United States, automatic transfers and prosecutorial discretion result in thousands of juveniles punished in adult courts (17). With length of prison sentences, most Western countries have the longest sentence being 15 years and the United States imposes life without possibility of parole (35,000 prisoners now serve such terms) (17). Further, Tonry seeks to explain how the policies of indeterminate and determinate sentencing

from the 1970s to today have drastically affected and molded our current disproportionate legal system.

International Policies

Next, this paper will examine how international policies affect the use of life sentences. As of May 2009, an estimated 2,600 juveniles in the U.S. are serving LWOP sentences, with no child outside of the U.S. serving such a sentence (4, 10). The United States' practice of sentencing youth to JLWOP is a violation of, or raises concerns under, at least three international treaties to which the United States is a party (4). The United Nations Convention on the Rights of the Child (CRC) contains an express prohibition on JLWOP. The U.S. and Somalia are the only two countries in the world that have signed, but not ratified the Convention (10). International human rights law prohibits life without parole for those who commit their crimes before the age of eighteen. State public officials, no less than federal, are required to follow international human rights law when imposing criminal sentences (3). In Article 37, it states, "neither capital punishment nor life imprisonment without possibility of release shall be imposed for offences committed by person below eighteen years of age" (pg. 98, 3). CRC also requires that a State's decision to incarcerate a child "shall be used only as a measure of last resort and for the shortest appropriate period of time" (pg. 98, 3). Further, the United Nations General Assembly passed by a 176-1 vote (United States voted against) a resolution calling upon all nations to "abolish by law, as soon as possible, the death penalty and life imprisonment without possibility for release for those under the age of 18 years at the time of the commission of the offence" (pg. 13, 8).

Out of 154 other countries for which *Human Rights Watch* was able to obtain data, only three currently have individuals serving life without parole for crimes they committed as juveniles (3). Juvenile life without parole is explicitly banned in Austria, Ireland, Japan, Sweden,

Switzerland and the United Kingdom (14). The global rarity of life without parole for juvenile offenders may also be due to the ineffectiveness of the sentence. For example, if harsh sentencing were the answer to deterring serious and violent juvenile crime, the United States should be among the countries with the lowest percentages of youth murderers. Juvenile offenders, like all offenders, should be held accountable for their crimes, even by life imprisonment. The very worst juvenile offenders still may spend the rest of their lives in prison. However, an opportunity for parole is just that: a chance for a prisoner to show strong evidence of rehabilitation.

Supreme Court

Even before the *Roper v. Simmons* landmark decision in 2005, the Supreme Court has generally held that “less culpability should attach to a crime committed by a juvenile than to a comparable crime committed by an adult” (pg.86, 3). Further, it states that juveniles lack the “psychological maturity” to fully comprehend the gravity of wrongdoing that “would justify death” (5). It acknowledges the differences between juvenile and adult offenders and concludes that children have “insufficient culpability” to merit the most severe punishment; “juvenile offenders cannot with reliability be classified among the worst offenders” (pg. 9, 8). In the majority opinion, one justice wrote that teenagers are “immature, unformed, irresponsible and susceptible to negative influences, including peer pressure” (13). The Supreme Court has held when a juvenile offender commits a heinous crime, “the State can exact forfeiture of some of the most basic liberties, but the State cannot extinguish his life and his potential to attain a mature understanding of his own humanity” (pg. 11, 7).

Numerous studies (producing varying results) estimated that 100-130 individuals (77 in Florida alone) were serving JLWOP sentences for non-homicide offenses (5). In 2008, the court

stated in *Kennedy v. Louisiana* that crimes against individuals that do NOT involve killing, cannot be punished by death (13). However, some state courts have found life without parole unconstitutional when applied to juvenile offenders, such as Nevada (3). Other state Supreme Courts, like those of Indiana and Illinois, have allowed for the possibility of parole in certain cases involving juveniles who have been effectively sentenced to life in prison, such as reducing sentences to time spans equivalent to a juvenile's natural life (3). In addition, Illinois has allowed for the possibility of parole for certain juveniles convicted of felony murder, such as becoming eligible for parole after serving a fifty-year sentence (3). In contrast, many state Supreme Courts have upheld life with parole sentences for juveniles and determined it constitutionally permissible to sentence youth to life without parole, such as North Carolina (3).

As of mid-May 2010, in a 5-4 vote, the Supreme Court stated that young people serving life prison terms must have "a meaningful opportunity to obtain release" if they haven't killed their victims (2). Individuals serving LWOP sentences for non-homicide offenses are seen at the federal system and eleven states, including Nebraska (2). The decision did not forbid sentencing someone younger than 18 to life in prison; it only required the state to "provided him or her with some realistic opportunity to obtain release before the end of that term" (21). Justice Kennedy states, "in continuing to impose life without parole sentences on juveniles who did not commit homicide, the United States adheres to a sentencing practice rejected the world over" (21). The court ruled in the case of *Graham*, but voted 7-2 in *Sullivan* to uphold a federal law that allows for the indefinite imprisonment of individuals considered "mentally ill and sexually dangerous", no matter what their sentences have been served (2).

State Policies

Each state's prison population is affected by a variety of policies and practices, but some trends in policymaking and practice have emerged to drive the life sentenced population. Prosecutorial discretion can greatly influence whether a defendant may be sentenced to life, including the selection of the offense to charge, the decision to prosecute a juvenile in the adult court system, or whether to seek a habitual criminal sentence, such as "three-strikes" laws (12). For a person who have been sentenced to life but are parole eligible, prospects for release have become increasingly politicized in recent years, thanks to past "tough on crime" movements (12). Further, parole for persons serving a life sentence has become a political liability, even if all reliable indicators suggest that the individual is suitable to be released.

As previously noted, there is variation in the use of life sentences among the states, often reflected by the political climate and conscious policymakers to emphasize or minimize the use of life sentences. For example, California's use of "three-strikes" laws, which is not required to be a serious or violent offense, has led to California's life prison population to reach more than 34,000 people (12). The law was intended to target serious, repeat offenders. However, over half of those convicted for their third offense were non-violent, including drug and property offenses (12). One state, South Carolina, has enacted a "two-strikes" law, sending people who commit two serious offenses to life in prison without the possibility of parole (3). However, nine other states; Alaska, Colorado, Kansas, Kentucky, Maine, New Mexico, New York, West Virginia, and the District of Columbia have eliminated JLWOP (14).

With juvenile crime rising in the late 1980s and early 1990s, juveniles transferred to the adult courts became more commonplace, a response stimulated by politicians. The near doubling of juvenile cases transferred to the adult system have contributed to more juveniles being given life sentences, leading to the "adult crime, adult time" movement (12). Once transferred to the

adult court, juveniles face the same sentencing options as adults, which may include mandatory life sentences required for certain crimes through state statute. Mandatory sentencing eliminates a judge's ability to exercise discretion based on the offender's age, background, or the legal interpretation of facts established at trial (3). In addition, it rejects any possibility of a juvenile's rehabilitation. Twenty-nine states, including Nebraska, require mandatory JLWOP sentences for at least one crime, usually homicide (12). Nineteen states, including Nebraska, allow for juveniles as young as thirteen to be sentenced to life without parole (8, 14).

Every state allows for life sentences for juveniles, and 46 states hold juveniles serving such terms. There are currently 6,807 individuals serving life sentences for crimes committed when they were a juvenile; 1,755 of them serving a sentence without parole (12). In examining overall life sentences, it is noted that in four states (Nebraska included), more than 10% of the life population were juveniles at the time of their offense (12).

A review of juvenile life without parole cases contradicts the general assumption that these sentences are reserved only for "the worst of the worst", with 59% of these sentences handed to a first-time offender (12). In 26% of cases, the juvenile was not the primary assailant, and in numerous cases, was present but only minimally involved in the crime. There are 109 individuals are serving LWOP sentences for a non-homicide offense committed as a juvenile, with Florida, Iowa, and Louisiana accounting for 90% of these sentences (10). Like death, LWOP is a final and irrevocable sanction reserved for the worst class of offenders because it is based on the idea that the offenders cannot be rehabilitated (10).

The final issue with JLWOP is its application in association with the felony murder rule, accounting for 26% (12). Felony murder rule is where the defendant was present during the commission of a murder, but did not actually commit the act. Life sentences are allegedly

reserved for the most culpable individuals, yet juveniles subjected to this harsh sentence associated with the felony murder rule did not commit the homicide, rendering them less culpable. The Court has determined that juveniles lack the “well-formed” identities of adults and are “immature and irresponsible”, and “vulnerable or susceptible to...outside pressures” (pg. 86, 3).

For example, in Nebraska, a commutation hearing prompted Attorney General, Jon Bruning, to say government can be too tough on criminals, and sometimes it makes him sick (11). State officials decided that a man should continue to serve a life sentence for his role in a murder, but the parole board’s decision is controversial because the man was 17 at the time, and didn’t commit the murder himself (11). Even the victim’s mother voiced her concerns on giving juvenile offenders a second chance, “I believe if any of us had a child do something horrible we would want to see appropriate punishment and correction, and would certainly want to see him or her receive forgiveness and a chance at making a better life” (14). In the end, two of the board’s three members voted not to change the sentence, Bruning reacted by stating, “It’s the will of politicians trying to get re-elected. We are continuously trying to get ourselves reelected, trying to be tougher than the next guy and at some point it has got to end” (11).

Previous research shows sentencing and/or racial disparity exists on a nationwide level. This research will review the statistics gathered nationally in previous years on Nebraska in comparison to the current statistics gathered through the NDCS DCS Seibel Reports data. The goal of the current research is to examine if sentencing and/or racial disparity exists among adult and juvenile offenders sentenced in Nebraska to life and life without parole sentences.

Methods and Materials

Statistical data was used that is available through the NDCS Official Nebraska Government Website, MyNebraska Portal, available online to state employees at <https://my.ne.gov/cgi-bin/newportal/main.cgi>. At the start of this research experiment, the author was employed by the Nebraska Department of Correctional Services (NDCS). After accepting out-of-state employment mid-summer, the author obtained all statistics and data with the assistance of Rebecca Hickman, IT Applications Developer (Senior) of the Planning & Research department of the NDCS. Due to this, data was obtained during May and again in September, to verify any additions and/or changes. Once logged into the MyNebraska Portal, the following application was accessed to retrieve the statistical data, DCS Siebel Reports - Nebraska Inmate Case Management System Reports (NICaMS), available online at <https://cio-ars-reports.ne.gov/analytics/saw.dll?Dashboard>. The statistical data was gathered from the following sections, *Department of Correctional Services (DCS) & NCYF (Nebraska Correctional Youth Facility)*. After accessing *DCS*, data was collected from a link titled, *DCS Lifers* (under **Department Rosters**). After accessing *NCYF*, data was collected from *DCS Inmates Under 22 Years of Age* (under **Misc Reports**). In addition to the above mentioned data, statistics produced from the Nebraska Department of Correctional Services Annual Reports and Statistical Summaries (2008 & 2009) were analyzed (15,16). The purpose of this research project was to analyze current existing data on individuals serving life and life without parole sentences in regard to: 1) age at admission, 2) current age), 3) race, 4) sentence length (minimum/maximum - measured in years and months), 5) offense arrest(s) descriptions, and 6) whether the sentence(s) are consecutive or concurrent. Once these variables were organized, the data was compared to research studies that had collected national data in previous years to see the current statistics and if any trends were established.

During the entirety of this research experiment, there was no confidential information and/or identifying names/numbers recorded in the data collection/organization process. Any documents containing confidential information were saved on a private network drive, which was only accessible by the author. After the data collection/organization process was completed, any files containing confidential information were immediately deleted off the network drive. However, confidential information was not needed to complete the analyses. The data collection/analyses did not involve any direct interactions or interventions with any human subjects and/or of the NDCS incarcerated individuals. In addition, no contact was made with any NDCS incarcerated individuals.

Where the identity of the subject must be known for the purposes of analysis, an artificial system of identification not meaningful to others was created. This system was color-coded, linking two or more statistical analyses. This system was known only to the author and was destroyed after the project was finalized. It helped coordinate data collected on an individual present in more than one database. The information recorded is shown in Worksheets 1 & 2.

The following data was collected and organized into worksheets: 1) age of admission, 2) current age, 3) race, 4) minimum & maximum sentence lengths, 5) offense arrest description, and 6) whether the sentence was concurrent or consecutive (See Tables 1 & 2). *According to the U.S. Census Bureau (2009)*, Nebraska's racial composition is as follows: 91.1% White, 4.6% Black, 1.1% American Indian and Alaska Native, 1.7% Asian, 1.3% reporting two or more races, 0.1% Native Hawaiian and Other Pacific Islander, 8.4% Hispanic or Latino origin (19). Further, Nebraska's 2009 population estimate was 1,796,619 persons and 25.1 % of the population was persons 18 years old (19). Age of admission was collected to document whether an individual was classified as an adult or juvenile at the time of their conviction. Current age was collected to

document how many years had passed since the individual's admission and to show the age differences of those serving life sentences. Race was collected to document a racial breakdown of the total life prison population in comparison to data previously published. With NDCS data, race was classified according to how that individual self-identified upon their admission into the system. Therefore, there are categories, such as; White, Black, Hispanic, Native American and Asian. However, it is unclear how individuals that identify with two or more races are classified. Sentence length was collected to document if any variations existed between sentencing adults versus juveniles and to observe if any sentencing patterns existed among similar offenses. Offense arrest description was collected to document the actual crimes the individual was charged with, and if those sentences were consecutive or concurrent.

Once this data was obtained, two worksheets were made, separating individuals serving life sentences and individuals serving life without parole sentences. Tables 1 and 2 contain sample information on the worksheet format. Further, to prevent multiple worksheets and duplication of data, the worksheets were color-coded for easier comparison and analysis. The color codes are as follows: 1) green for lifers with a previous NDCS admission, 2) orange for lifers with a previous NDCS admission AND age of admission was 19 & under at the time, 3) yellow for lifers with admission 19 & under at the time, 4) blue for lifers with age of admission 21 years, 10 months and under at that time, and 6) white (no color fill) for all other individuals.

There were 322 total individuals that were considered in this study, 229 serving life without parole and 93 serving life (with the possibility of parole). There are 55 juveniles serving life sentences, 13 serving life and 42 serving JLWOP. Therefore, there are 267 adults serving life sentences; 80 (30%) serving life and 187 (70%) serving LWOP. According to Nebraska's juvenile code, the age of majority is nineteen years of age and a juvenile is considered anyone 18

years of age and under. For the purpose of this research, individuals 19 years of age at admission were considered a juvenile as a way to include all potential inmates that likely committed their crimes before the age of eighteen, assuming between one and two years could pass between a seventeen-year-old's commission of a crime and his or her arrest, trial, sentencing and admission to prison. In addition, NDCS has a cutoff age of 21 years and 10 months for youth individuals at their Nebraska Correctional Youth Facility (NCYF). Due to this, data was color coded blue to document those individuals falling under this category, in comparison to those strictly 19 & under.

Analysis

Table 1. Sample table of NDCS Inmates Serving Life with Possibility of Parole.

Nebraska Department of Correctional Services						
DCS Inmates Serving Life Sentences (WITH PAROLE) - 93 Total						
Date run: 9/20/2010						
Age at Admission	Current Age	Race	Min Sent	Max Sent	Offense Arrest	CC/CS
65	69	WHITE	85 0	Life	ASSAULT 1ST DEGREE	CS
					MURDER 2ND DEGREE	CC
					USE FIREARM TO COMMIT FELONY	CS
16	38	BLACK	14 0	Life	ASLT PEAC OFCR/DCS EMP 3RD DGR	CS
					ASLT PEAC OFCR/DCS EMP 3RD DGR	CS
					MURDER 2ND DEGREE	CC
					USE FIREARM TO COMMIT FELONY	CS

Table 2. Sample table of NDCS Inmates Serving Life without Possibility of Parole.

Nebraska Department of Correctional Services						
DCS Inmates Serving Life Sentences (WITHOUT PAROLE)						
Date run: 9/20/2010						
Age at Admission	Current Age	Race	Min Sent	Max Sent	Offense Arrest	CC/CS
19	61	WHITE	Life	Life	MURDER 1ST DEGREE	CC
		HISPANIC	Life	Life	MURDER 1ST DEGREE	CC
					POS CNTRL SUB EXCEPT MARIJUAN A	CC
					POSS DEADLY WEAP BY FELON/FUG	CC
31	37				USE DEADLY WEAP TO COMMIT FEL	CS

Of the 229 total prisoners serving life without parole; 41 individuals (18%) had a previous NDCS admission (prior NE conviction), 5 individuals (2%) had previous NDCS admissions AND their ages of admission were 19 & under, 37 individuals (16%) had ages of admission 19 & under, and 31 individuals (13.5%) had ages of admission that would fall into the NCYF category of 21 years, 10 months and under. Of the 187 adults serving life without parole, 94 are classified as White (50%), 64 are Black (34%), 17 are Hispanic (9%), 8 are Native American (4%), and 4 are Asians (2%). Therefore, 42 individuals (18%) are juveniles serving life without parole sentences. Further, including those in the NCYF category, 73 individuals (32%) are youth serving life without parole sentences. Of the 42 juveniles serving life without parole; 20 are classified as White (48%), 17 are Black (40%), 3 are Hispanic (7%) and 2 are Native American (5%).

Of the 93 total prisoners serving life (with the possibility of parole); 19 individuals (20%) had previous NDCS admissions (prior NE conviction), 1 individual (1%) had a previous NDCS admission and age of admission was 19 & under, 12 individuals (13%) had ages of admission 19 & under, and 13 individuals (14%) had ages of admission that would fall into the NCYF category of 21 years, 10 months and under. Of the 80 adults serving life sentences, 55 are White (69%), 14 are Black (17.5%), 6 are Hispanic (7.5%), 3 are Asian (4%), and 2 are Native American (2.5%). Therefore, 13 individuals (14%) are juveniles serving life sentences. Further, including those in the NCYF category, 26 individuals (28%) are youth serving life sentences. Of the 13 juveniles serving life sentences, 4 are White (31%), 8 are Black (62%), and 1 is Native American (8%).

Of the 322 total individuals serving life sentences; 60 individuals (19%) had previous NDCS admissions, 6 individuals (2%) had previous NDCS admissions and ages of admission 19 & under, 49 individuals (15%) had ages of admission 19 & under, and 44 individuals (14%) had ages of admission that would fall into the NCYF category. Further, there are 55 total juveniles serving life sentences, 42 (76%) serving JLWOP, and 13 (24%) serving life. In addition, juveniles account for 17% (55) of the total life population (322). Including those in the NCYF category, there are 99 youth (31%) serving life sentences.

Discussion

Overall, individuals serving life sentences were not very likely to have a prior conviction (19%), and even less likely to be a juvenile in addition to a prior conviction (2%), and a portion (29%) committed their crimes as juveniles. In addition, the majority of those serving life sentences (both adult and juvenile), are serving those without parole (71%). Further, White adults were more likely to serve life or life without parole than all other races.

After collecting the needed NDCS data, it was compared to previous studies conducted, such as *The Sentencing Project* and *Amnesty International & Human Rights Watch* (See Tables 1-4). *HRW* compiled their data in 2004 for the 2005 report and in 2008 for the update. According to *HRW* (2005), there are 21 juveniles serving JLWOP. Of the 21 juveniles, 1 is White (5%), 18 are Black (86%) and 2 are classified as Other (9%). From these numbers, JLWOP has doubled from 21 individuals in 2005 to 42 individuals in 2010.

The Sentencing Project conducted their study from April through December 2008. It compiled 66 total juveniles serving life sentences, 37 (56%) juveniles serving life with the possibility of parole and 29 (44%) juveniles serving life without the possibility of parole. In overall comparison to NDCS, these numbers are higher by 11 individuals, with 13 less serving JLWOP and 24 more serving life sentences. Of the 37 juveniles serving life sentences; 15 are White (40%), 20 are Black (54%), and 2 are classified as Other (5%). According to these numbers, the percentage of Whites decreased over the years (from 40 to 31% and the percentage of Blacks increased (from 54 to 62%). Of the 29 juveniles serving life without the possibility of parole; 14 are White (48%), 14 are Black (48%) and 1 is classified as Other (5%). This resulted in equal numbers of Whites and Blacks serving JLWOP sentences.

According to *HRW Update* (2008), the total number of juveniles serving JLWOP increased to 24 and no statistics were available on the racial makeup of that number. This data was extremely limited to individuals only serving life without parole sentences. Further, their data simply classified individuals as White, Black or Other. In addition, the 2008 update did not provide the racial classifications as it previously had done in the 2005 report. Also, the numbers obtained from the 2008 update do not seem plausible as the numbers would had to have almost

doubled in two years, from 2008 to 2010 in order to arrive at 42 individuals serving JLWOP; whereas it seemed more plausible for the number to double over five years instead.

The Sentencing Project compiled 460 adults serving life sentences; 269 serving life and 191 serving LWOP. In overall comparison to NDCS, these numbers are higher by almost 200 individuals (193); with 189 more serving life sentences and 4 less serving LWOP. Of the 269 individuals serving life sentences; 150 are White (55%), 80 are Black (29%), and 39 (14%) are classified as Other. Of the 191 serving LWOP sentences; 96 are White (50%), 65 are Black (34%), and 30 (15%) are classified as Other. These numbers are vastly different from those gathered from NDCS, as in 2010 there are almost 200 less individuals serving life sentences in comparison to 2008.

Both past projects state that juveniles are defined according to each state's statutory definition of juvenile rather than the alternative definition of individuals under 18. Therefore, their estimates are frequently lower than estimates that may be found elsewhere because we exclude cases where state law automatically excludes certain youth from juvenile jurisdiction because of their age. However, the current project found this to be the exact opposite. *The Sentencing Project* found a significant increase (n=193) in the number of adults serving life sentences and had a minute increase (n=11) in the number of juveniles serving life sentences.

According to the 2008 NDCS Annual Report & Statistical Summary (15), juveniles 19 and under accounted for 0.8% (4 individuals) of the adult female total prison population (15). Further, the majority of female inmates (74%) were first-time offenders, while multiple offenders accounted for 21%. In addition, the female prison population was largely dominated by Whites (64%), with Blacks (18%) and Native Americans (8%) respectively. Also, there were three individuals (0.8%) serving over 20 years. Homicide ranked sixth at 7.5% (29 individuals) among

those of Most Serious Offense Category, with Drugs at 30% (117 individuals). As stated above, the majority of female individuals were first-time offenders, and juveniles accounted for a minute percentage of the total female prison population. In addition, over half of the female prison population was White.

Juveniles 19 and under accounted for 2.2% (90 individuals) of the adult male total prison population. Further, the majority of inmates (59%) were first-time offenders, while multiple offenders accounted for 39%. In addition, the male prison population was largely dominated by Whites (54%), with Blacks (27%) and Hispanics (13%) respectively. Homicide was ranked at fourth with 12%, behind Sex Offenses, Drugs, and Assault for Most Serious Offense Category. In regard to the report, there were 161 individuals (4%) serving over 20 years and 295 individuals serving life sentences (15). At this time, there were ten individuals on death row awaiting capital punishment. As stated above, over half (59%) of the male prison population was first-time offenders, and males were more likely to re-offend (39% versus 21%) than females. As seen with the female prison population, over half (54%) are White, with males serving more Sex Offenses in comparison to women.

In regard to new sentenced admissions, there were 76 (3.5%) juveniles 19 & under sentenced in 2008, with their average age around 32-years-old (15). In addition, the majority of new admissions were White (55%), with Black at 24% and Hispanic at 14%. With new admissions, Homicide ranked third to last under the Most Serious Offense Category at 1.3%. Also, those serving minimum and maximum life sentences accounted for 0.4 - 4.0% of the new admissions population. Therefore, a small percentage of juveniles are sentenced each year, with its majority being White individuals.

According to the 2009 NDCS Annual Report & Statistical Summary (16), juveniles 19 & under accounted for 1.1% (6 individuals) of the adult female total prison population, with the majority of inmates first-time offenders (76%) and multiple offenders (22%). In addition, the prison population was White (64%), Black (19%), Hispanic (7%), and Native American (6%). Homicide continued to rank sixth among the Most Serious Offense Category at 6% (23 individuals). At this time, nine individuals were serving sentences over 20 years. As stated above, the majorities (76%) of females were first-time offenders, and juveniles accounted for a minute percentage of the total female prison population. In addition, over half of the female prison population was White.

Juveniles 19 & under accounted for 1.0% (74 individuals) of the adult male total prison population. Further, the majority of inmates (59%) were first-time offenders, while multiple offenders accounted for 40%. In addition, the prison population was largely dominated by Whites (54%), with Blacks (27%) and Hispanics (13%) respectively. Homicide was ranked at fourth with 12%, behind Sex Offenses, Drugs, and Assault for Most Serious Offense Category. In regard to the report, there were 164 individuals (4%) serving over 20 years and 297 individuals serving life sentences (15). At this time, there were eleven individuals on death row awaiting capital punishment. As stated above, over half (59%) of the male prison population was first-time offenders, and males were more likely to re-offend (40% versus 22%) than females. As seen with the female prison population, over half (54%) are White, with males serving more Sex Offenses in comparison to women. Further, only a small percentage (4%) serving over 20 years, and 297 individuals were serving life sentences in 2009.

In regard to new sentenced admissions, there were 171 (4%) juveniles 19 and under sentenced in 2009, with their average age around 32-years-old (16). In addition, the majority of

new admissions were White (56%), with Black at 24% and Hispanic at 13%. With new admissions, Homicide ranked fourth to last under the Most Serious Offense Category at 1.2%. Also, those serving minimum and maximum life sentences accounted for 0.4 - 4.0% of the new admissions population.

Recidivism rates increased for females from 2002 (17.4%) to 2005 (23.1%). For males, the rate also increased from 2002 (29.5%) to 2005 (32.3%). From 2003 to 2006, females decreased from 21.3% to 18.2%. In addition, males increased from 26.6% to 26.8%. Recidivism rates for persons serving a life sentence are considerably lower than for the general released population (12). A 2004 analysis revealed that persons who were released from a life sentence were “less than one-third as likely to be rearrested within three years as all released persons” (pg. 37, 12). In 1994, two-thirds of all persons were rearrested within three years, and only 1 in 5 persons who were released from a life sentence were rearrested (12).

In review of the project goals, it was observed that juveniles do not serve harsher penalties than adults, as there are more adults overall serving life sentences, and more adults serving life without parole in respect to juveniles. Further, it was concluded that racial disparity does not exist as presented by nationwide studies. Although Black juveniles were more likely to serve life sentences, the numbers were fairly even in regard to Blacks and Whites serving JLWOP. In addition, White adults (versus all other races) were more likely to serve life AND life without parole sentences.

Conclusions

Criminal punishment in the United States can serve four goals: rehabilitation, retribution, deterrence, and incapacitation. The effectiveness of any punishment, whether life in prison or a week in jail, should be measured against these four goals and should agree that no punishment

should be more severe than necessary to achieve these stated goals. For what purpose are so many people incarcerated for life at an exponentially increasing cost? The rationale for opposing the use of parole for persons serving a life sentence centers on issues and interests of public safety. How are these various goals met by a life sentence, as opposed to a term of 15 or 25 years, for example? Life without parole, especially with juvenile offenders, discourages them from attempting to reform and rehabilitate in prison.

The current project focused on examining individuals, both adults and juveniles, serving life and life without parole sentences in the Nebraska Department of Correctional Services. Specifically, it sought to examine whether juveniles are serving harsher penalties than adults, such as JLWOP, because of current criminal justice policies. Further, it explored whether racial disparity existed among those receiving them.

According to NDCS data, juveniles accounted for a small percentage of the total prison population serving life sentences (17% or 55 current individuals) compared to 267 adults (83%) serving life sentences. In addition, the majority of juveniles (76% or 42 individuals) were serving JLWOP, with only 13 individuals (24%) serving life sentences. Similar to juveniles, the majority of adults are serving LWOP (70%), with half the population being White (50%). However, this is the exact opposite of the data collected by *The Sentencing Project*, as it calculated less individuals serving JLWOP (29) and more individuals serving life sentences (37), even though these numbers were higher overall than the current project collected. This holds true for its collection of adults serving life sentences, as it had more individuals (269) serving life sentences, and less individuals (191) serving LWOP sentences, even though these numbers were higher overall than the current project collected.

In regard to life sentences, Blacks were the majority with 62%, while those for Whites were cut in half (31%). In regard to JLWOP, Whites had 48% and Blacks had 40%. According to these numbers, there is not a disproportionate amount of juveniles, specifically black juveniles, serving life without parole sentences, contrary to previous studies. With *The Sentencing Project*, the racial breakdown was fairly even, with Whites and Blacks both accounting for 48% of JLWOP population. In regard to the life population, Blacks (54%) were serving more sentences than Whites (40%). *The Sentencing Project* collected data from state's Department of Corrections (DOC) by contacts through email, telephones calls, and personal letters.

For both the *Human Rights Watch (HRW)* reports (2005 and 2008 Update), the data was limited to strictly JLWOP and it provided limited results on the racial makeup of its data. Further, the data calculated a small number of juveniles serving these sentences, 21 individuals in 2005 and 24 individuals in 2008. While it is possible for this number to double to 42 by 2010, it does not seem likely. In addition, the 2008 Update did not provide any racial data and the 2005 data had Blacks serving a significant amount of these sentences (86%) versus Whites (5%). In contrast, the current project calculated Whites serving more JLWOP sentences than Blacks, as this held true for adults serving these sentences. Their research methods included personal interviews and correspondence with inmates, family, close relatives and attorneys. Further, inmates were contacted through a prison newsletter or direct mailing and *HRW* did not seek to verify each of the specific allegations made and recognize that some may be embellished or altered in the telling. In 2003, *HRW* began gathering data directly from the federal government and the departments of corrections in the forty-one states that sentenced juveniles to life without parole at the time of our research (See Sample 2).

Overall, the current project contrasted with results obtained from previous studies when examining a specific state's (Nebraska in this case) correctional data regarding life sentences in comparison to data collected in prior years. Although this study examined both juveniles and adults serving life sentences, more research needs to be conducted on the effect of these sentences in regard to recidivism rates. It appears that previous studies were largely over-calculating (even though each claimed their numbers were under-calculated) the number of individuals serving these sentences and an in-depth state-by-state examination is needed to form a true and accurate description of the state's statistics. It is recommended that a statewide reporting policy be implemented, as well as the classification of race, to ensure a more accurate picture of our nation's life population and its racial makeup.

In conclusion, this research examined Nebraska's life population in regard to adults and juveniles serving life and life without parole sentences in comparison to previous national studies. Through this research, it was discovered that Nebraska's total life population was smaller than calculated in previous years and limited data exists on the racial composition of this population. Therefore, a closer examination of each state's life population is required for an accurate portrayal of the current life community.

References

1. (2006, Apr). A Matter of Life and Death: The Effect of Life-without-parole Statutes on Capital Punishment. *Harvard Law Review*, 119, 1838-1854.
2. Associated Press. (2010, May 18). Some Life Sentences for Juveniles Ruled Out. *Fargo Forum*, p. A6.
3. *Amnesty International & Human Rights Watch*. The Rest of Their Lives: Life Without Parole for Child Offenders in the United States (2005). Available online at <http://www.hrw.org/en/reports/2005/10/11/rest-their-lives-0>
4. *Amnesty International & Human Rights Watch*. Executive Summary: The Rest of Their Lives: Life Without Parole for Youth Offenders in the United States (2008). Available online at <http://www.hrw.org/en/reports/2008/05/01/executive-summary-rest-their-lives>
5. Bravin, J. (2009, Oct 5). Life in Prison of Minors - Cruel and Unusual? *Wall Street Journal - Eastern Edition*, 254, p A4.
6. Brendtro, L. K., & Mitchell, M. (2007, Summer). To Restore or Discard: Kids Locked Away for Life. *Reclaiming Children & Youth*, 16, 24-26.
7. Chen, S. Teens Locked up for Life without a Second Chance. Retrieved February 2, 2010 from <http://www.cnn.com/2009/CRIME/04/08/teens.life.sentence>
8. *Equal Justice Initiative*. Cruel and Unusual: Sentencing 13 and 14-year old Children to Die in Prison, November 2007.
9. Goldstein, S., & Kalbeitzler, R. (2006, Mar). Assessing the “Evolving Standards of Decency”: Perceptions of Capital Punishment. *Behavioral Sciences & The Law*, 24, 157-178.

10. Henning, K. (2009, Oct). The Case against Juvenile Life without Parole: Good Policy and Good Law. Retrieved March 20, 2010 from http://writ.news.findlaw.com/commentary/20091026_.html
11. <Http://www.ketv.com/news/5005976/detail.html>, "Bruning says sometimes Government Too Tough on Crime." Retrieved March 2, 2010.
12. King, R. S., & Nellis, A. (2009, July) No Exit: The Expanding Use of Life Sentences in America. *The Sentencing Project*, 1-45. Available online at <http://www.sentencingproject.org>
13. Liptak, A. (2009, May). Justices Agree to Take Up Sentencing for Young Offenders. *The New York Times*. Retrieved February 21, 2010 from <http://www.nytimes.com>
14. Miller, A. (2008, Feb). No Second Chance: Nebraska Children Sentenced to Die in Prison. *ACLU Nebraska*. Available online at <http://www.aclunebraska.org>
15. *Nebraska Department of Correctional Services*. 2008 Annual Report and Statistical Summary. Retrieved February 23, 2010 from <http://www.corrections.nebraska.gov/pdf/annualreports/NDCS%202008%20annual%20report.pdf>
16. *Nebraska Department of Correctional Services*. 2009 Annual Report and Statistical Summary, Retrieved April 15, 2010 from <http://www.corrections.nebraska.gov/pdf/annualreports/2009%20NDCS%20Annual%20Report.pdf>
17. Tonry, M. (2007, Summer). Looking Back to See the Future of Punishment in America. *Social Research*, 74, 353-378.
18. United States 2010 World Report. *Human Rights Watch*, 581-595.

19. U.S. Census Bureau. Nebraska QuickFacts from the U.S. Census Bureau. Obtained December 1, 2010 from <http://quickfacts.census.gov/qfd/states/31000.html>.
20. Villaume, A.C. (2005, Sep). "Life without Parole" and "Virtual Life Sentences": Death Sentences by any other name. *Contemporary Justice Review*, 8, 265-277.
21. Washington Post (2010, May 18). Supreme Court Restricts Life without Parole for Juveniles. Available online at <http://www.washingtonpost.com/wp-dyn/content/article/2010/05/17/AR2010051701355.html>.

Appendix

Worksheet 1. NDCS Inmates Total Population Serving Life Sentences With Possibility of Parole.

Nebraska Department of Correctional Services

NDCS Inmates Serving Life Sentences (With Possibility of Parole) - 93 Total

Date run: 9/20/2010

Age at Admission	Current Age	Race	Min Sent	Max Sent	Offense Arrest	CC/CS
65	69	WHITE	85 0	Life	ASSAULT 1ST DEGREE	CS
					MURDER 2ND DEGREE	CC
					USE FIREARM TO COMMIT FELONY	CS
16	38	BLACK	14 0	Life	ASLT PEAC OFCR/DCS EMP 3RD DGR	CS
					ASLT PEAC OFCR/DCS EMP 3RD DGR	CS
					MURDER 2ND DEGREE	CC
					USE FIREARM TO COMMIT FELONY	CS
35	50	WHITE	37 4	Life	MURDER 1ST DEGREE	CS
					MURDER 2ND DEGREE	CC
					ROBBERY	CS
					USE FIREARM TO COMMIT FELONY	CS
48	54	WHITE	65 0	Life	ASSAULT 1ST DEGREE	CS
					CHILD ABUSE	CS
					MURDER 2ND DEGREE	CC
					USE FIREARM TO COMMIT FELONY	CS
30	65	WHITE	10 0	Life	MURDER 2ND DEGREE	CC
20	22	WHITE	60 0	Life	MURDER 2ND DEGREE	CC
					USE DEADLY WEAP TO COMMIT FEL	CS
53	54	WHITE	40 0	Life	MURDER 2ND DEGREE	CC
42	53	WHITE	60 0	Life	MURDER 2ND DEGREE	CC
55	75	WHITE	21 0	Life	MURDER 2ND DEGREE	CC
					MURDER 2ND DEGREE	CC

Nebraska Department of Correctional Services

NDCS Inmates Serving Life Sentences (With Possibility of Parole) - 93 Total						
Date run: 9/20/2010						
Age at Admission	Current Age	Race	Min Sent	Max Sent	Offense Arrest	CC/CS
					USE FIREARM TO COMMIT FELONY	CS
					USE FIREARM TO COMMIT FELONY	CS
		HISPANIC	40 0	Life	CHILD ABUSE	CC
36	36				POS CNTRL SUB EXCEPT MARIJUANA	CC
		HISPANIC	41 0	Life	MURDER 2ND DEGREE	CC
28	33				USE DEADLY WEAP TO COMMIT FEL	CS
		WHITE	21 0	Life	MURDER 2ND DEGREE	CC
42	54				USE DEADLY WEAP TO COMMIT FEL	CS
		WHITE	17 8	Life	ASSAULT 1ST DEGREE	CS
42	68				ASSAULT 2ND DEGREE	CC
					MURDER 2ND DEGREE	CC
					USE FIREARM TO COMMIT FELONY	CC
					USE FIREARM TO COMMIT FELONY	CS
		WHITE	26 8	Life	ASSAULT 1ST DEGREE	CS
19	53				MURDER 2ND DEGREE	CC
		BLACK	0 0	Life	MURDER 2ND DEGREE	CC
16	32				USE FIREARM TO COMMIT FELONY	CS
		WHITE	55 0	Life	ARSON 1ST DEGREE	CS
34	57				ASSAULT 1ST DEGREE	CC
					MURDER 2ND DEGREE	CS
					SEXUAL ASSAULT 1ST DEGREE	CC
					USE DEADLY WEAP TO COMMIT FEL	CS
		BLACK	14 0	Life	MURDER 2ND DEGREE	CC
21	38				USE FIREARM TO COMMIT FELONY	CS
		BLACK	10 0	Life	ESCAPE	CC
22	58					

Nebraska Department of Correctional Services

NDCS Inmates Serving Life Sentences (With Possibility of Parole) - 93 Total						
Date run: 9/20/2010						
Age at Admission	Current Age	Race	Min Sent	Max Sent	Offense Arrest	CC/CS
					MURDER 2ND DEGREE	CC
18	33	BLACK	30 0	Life	MURDER 2ND DEGREE	CC
					USE DEADLY WEAP TO COMMIT FEL	CS
55	71	WHITE	48 0	Life	MURDER 2ND DEGREE	CC
					USE FIREARM TO COMMIT FELONY	CS
47	50	WHITE	50 0	Life	MURDER 2ND DEGREE	CC
44	46	WHITE	40 0	Life	MURDER 2ND DEGREE	CC
20	23	WHITE	100 0	Life	MURDER 2ND DEGREE	CC
					USE DEADLY WEAP TO COMMIT FEL	CS
24	25	WHITE	90 0	Life	CHILD ABUSE	CC
35	45	WHITE	113 0	Life	ASLT PEAC OFCR/DCS EMP 3RD DGR	CS
					MURDER 2ND DEGREE	CC
60	76	WHITE	50 0	Life	MURDER 2ND DEGREE	CC
18	50	BLACK	31 8	Life	MANSLAUGHTER	CS
					MURDER 2ND DEGREE	CC
					POS FIREARM BY FUGITIVE/FELON	CS
23	56	BLACK	130 0	Life	MURDER 2ND DEGREE	CC
					SEXUAL ASSAULT 1ST DEGREE	CS
					SEXUAL ASSAULT 1ST DEGREE	CS
					SEXUAL ASSAULT 1ST DEGREE	CS
					SEXUAL ASSAULT 1ST DEGREE	CS
					USE FIREARM TO COMMIT FELONY	CS
					USE FIREARM TO COMMIT FELONY	CS
					USE FIREARM TO COMMIT FELONY	CS

Nebraska Department of Correctional Services

NDCS Inmates Serving Life Sentences (With Possibility of Parole) - 93 Total						
Date run: 9/20/2010						
Age at Admission	Current Age	Race	Min Sent	Max Sent	Offense Arrest	CC/CS
33	39	WHITE	20 0	Life	MURDER 2ND DEGREE	CC
18	43	WHITE	16 8	Life	MURDER 2ND DEGREE	CC
					USE FIREARM TO COMMIT FELONY	CS
20	25	BLACK	50 0	Life	MURDER 2ND DEGREE	CC
					ROBBERY	CC
					USE DEADLY WEAP TO COMMIT FEL	CS
20	40	WHITE	33 4	Life	KIDNAPPING	CS
					MURDER 2ND DEGREE	CC
					USE DEADLY WEAP TO COMMIT FEL	CS
19	21	BLACK	70 0	Life	MURDER 2ND DEGREE	CC
					USE FIREARM TO COMMIT FELONY	CS
35	54	WHITE	10 0	Life	MURDER 2ND DEGREE	CC
29	47	WHITE	16 0	Life	MURDER 2ND DEGREE	CC
					USE FIREARM TO COMMIT FELONY	CS
34	53	WHITE	10 0	Life	MURDER 2ND DEGREE	CC
37	51	WHITE	68 0	Life	MURDER 2ND DEGREE	CC
					USE FIREARM TO COMMIT FELONY	CS
28	74	WHITE	20 0	Life	MURDER 2ND DEGREE	CC
					MURDER 2ND DEGREE	CS
					SHOOT W/I TO KILL, WOUND, MAIM	CC
					SHOOT W/I TO KILL, WOUND, MAIM	CC
34	40	BLACK	60 0	Life	MURDER 2ND DEGREE	CC
					POSS DEADLY WEAP BY FELON/FUG	CS
					USE DEADLY WEAP TO COMMIT FEL	CS
20	36	BLACK	16 8	Life	MURDER 2ND DEGREE	CC

Nebraska Department of Correctional Services

NDCS Inmates Serving Life Sentences (With Possibility of Parole) - 93 Total						
Date run: 9/20/2010						
Age at Admission	Current Age	Race	Min Sent	Max Sent	Offense Arrest	CC/CS
					USE FIREARM TO COMMIT FELONY	CS
17	37	BLACK	12 0	Life	MURDER 2ND DEGREE	CC
					USE FIREARM TO COMMIT FELONY	CS
19	34	WHITE	30 0	Life	MURDER 2ND DEGREE	CC
23	29	BLACK	95 0	Life	MURDER 2ND DEGREE	CC
					MURDER 2ND DEGREE	CS
					USE DEADLY WEAP TO COMMIT FEL	CS
					USE DEADLY WEAP TO COMMIT FEL	CS
25	49	WHITE	42 0	Life	MURDER 2ND DEGREE	CC
					MURDER 2ND DEGREE	CS
					MURDER 2ND DEGREE	CS
					USE FIREARM TO COMMIT FELONY	CS
					USE FIREARM TO COMMIT FELONY	CS
25	26	WHITE	59 8	Life	FORGERY 2ND DEGREE	CC
					MANU/DIST/DEL/DISP OR POSS W/I	CC
					MURDER 2ND DEGREE	CS
					USE DEADLY WEAP TO COMMIT FEL	CS
21	32	WHITE	25 0	Life	ARSON 3RD DEGREE	CS
					MURDER 2ND DEGREE	CC
					USE DEADLY WEAP TO COMMIT FEL	CS
20	29	WHITE	60 0	Life	MURDER 2ND DEGREE	CC
21	38	WHITE	10 0	Life	MURDER 2ND DEGREE	CC
41	44	ASIAN	40 0	Life	MURDER 2ND DEGREE	CC
30	47	WHITE	20 0	Life	ESCAPE	
					MURDER 2ND DEGREE	CS

Nebraska Department of Correctional Services

NDCS Inmates Serving Life Sentences (With Possibility of Parole) - 93 Total						
Date run: 9/20/2010						
Age at Admission	Current Age	Race	Min Sent	Max Sent	Offense Arrest	CC/CS
					ROBBERY	CS
16	52	NATIVE AMERICAN	10 0	Life	MURDER 2ND DEGREE	CC
		WHITE	70 0	Life	MURDER 2ND DEGREE	CC
					THEFT BY RECEIVING STOLEN PROP	CS
24	29				USE DEADLY WEAP TO COMMIT FEL	CS
34	36	WHITE	70 0	Life	MURDER 2ND DEGREE	CC
		HISPANIC	70 0	Life	ASSAULT 1ST DEGREE	CS
					ASSAULT 1ST DEGREE	CS
					MURDER 2ND DEGREE	CC
					MURDER 2ND DEGREE	CS
					USE DEADLY WEAP TO COMMIT FEL	CS
					USE DEADLY WEAP TO COMMIT FEL	CS
					USE DEADLY WEAP TO COMMIT FEL	CS
23	33				USE FIREARM TO COMMIT FELONY	CS
		WHITE	30 0	Life	ASSAULT BY A CONFINED PERSON	CC
					BURGLARY	CC
					MURDER 2ND DEGREE	CS
26	37				SEXUAL ASSAULT 1ST DEGREE	CS
		WHITE	60 0	Life	MURDER 2ND DEGREE	CC
52	58				USE DEADLY WEAP TO COMMIT FEL	CS
		WHITE	100 0	Life	MURDER 2ND DEGREE	CC
35	40				USE DEADLY WEAP TO COMMIT FEL	CS
		BLACK	Life	Life	ASSAULT 1ST DEGREE	CC
51	69				MURDER 1ST DEGREE	CC

Nebraska Department of Correctional Services

NDCS Inmates Serving Life Sentences (With Possibility of Parole) - 93 Total						
Date run: 9/20/2010						
Age at Admission	Current Age	Race	Min Sent	Max Sent	Offense Arrest	CC/CS
					USE FIREARM TO COMMIT FELONY	CC
					USE FIREARM TO COMMIT FELONY	CS
18	32	BLACK	34 0	Life	MURDER 2ND DEGREE	CC
					MURDER 2ND DEGREE	CS
					USE FIREARM TO COMMIT FELONY	CS
					USE FIREARM TO COMMIT FELONY	CS
45	45	WHITE	23 0	Life	ACCESSORY TO A FELONY	CC
					MURDER 1ST DEGREE	CC
					THEFT	CC
					THEFT	CC
					THEFT	CC
26	32	WHITE	61 0	Life	MURDER 2ND DEGREE	CC
					TERRORISTIC THREATS	CC
					TERRORISTIC THREATS	CS
					USE DEADLY WEAP TO COMMIT FEL	CS
36	36	HISPANIC	50 0	Life	MURDER 2ND DEGREE	CC
22	28	HISPANIC	160 0	Life	CHILD ABUSE	CS
					MURDER 2ND DEGREE	CC
32	42	WHITE	190 0	Life	ASLT PEAC OFCR/DCS EMP 1ST DGR	CC
					ASLT PEAC OFCR/DCS EMP 1ST DGR	CS
					MURDER 2ND DEGREE	CS
					USE FIREARM TO COMMIT FELONY	CS
					USE FIREARM TO COMMIT FELONY	CS
					USE FIREARM TO COMMIT FELONY	CS

Nebraska Department of Correctional Services

NDCS Inmates Serving Life Sentences (With Possibility of Parole) - 93 Total						
Date run: 9/20/2010						
Age at Admission	Current Age	Race	Min Sent	Max Sent	Offense Arrest	CC/CS
23	30	NATIVE AMERICAN	50 0	Life	ASSAULT 3RD DEGREE	CC
					MURDER 2ND DEGREE	
					POS FIREARM BY FUGITIVE/FELON	CC
					USE FIREARM TO COMMIT FELONY	CS
30	40	ASIAN	30 0	Life	MURDER 2ND DEGREE	CC
19	58	WHITE	20 0	Life	MURDER 2ND DEGREE	CC
35	37	HISPANIC	70 0	Life	MURDER 2ND DEGREE	CC
21	46	WHITE	10 0	Life	MURDER 2ND DEGREE	CC
22	28	BLACK	110 0	Life	MURDER 2ND DEGREE	CS
					SEXUAL ASSAULT ON A CHILD	CC
25	46	WHITE	16 8	Life	ASSAULT 1ST DEGREE	CS
					CHILD ABUSE	CC
					MURDER 2ND DEGREE	CC
48	49	BLACK	80 0	Life	MURDER 2ND DEGREE	CC
31	31	WHITE	80 0	Life	MURDER 2ND DEGREE	CC
					USE DEADLY WEAP TO COMMIT FEL	CS
25	59	BLACK	10 0	Life	MURDER 2ND DEGREE	CC
34	56	WHITE	10 0	Life	MURDER 2ND DEGREE	CC
					THEFT	CS
21	46	WHITE	10 0	Life	MURDER 2ND DEGREE	CC
43	54	WHITE	20 0	Life	MURDER 2ND DEGREE	CC
37	65	WHITE	10 0	Life	MURDER 2ND DEGREE	CC
42	44	WHITE	0 0	Life	MURDER 2ND DEGREE	CC
19	34	BLACK	35 0	Life	MURDER 2ND DEGREE	CC
					MURDER 2ND DEGREE	CC

Nebraska Department of Correctional Services

NDCS Inmates Serving Life Sentences (With Possibility of Parole) - 93 Total						
Date run: 9/20/2010						
Age at Admission	Current Age	Race	Min Sent	Max Sent	Offense Arrest	CC/CS
					USE FIREARM TO COMMIT FELONY	CC
					USE FIREARM TO COMMIT FELONY	CS
34	37	WHITE	63 0	Life	ASSAULT BY A CONFINED PERSON	CS
					MURDER 2ND DEGREE	CC
21	35	BLACK	43 0	Life	MURDER 2ND DEGREE	CC
					USE FIREARM TO COMMIT FELONY	CS
25	50	WHITE	30 0	Life	MURDER 2ND DEGREE	CC
					ROBBERY	CS
					USE FIREARM TO COMMIT FELONY	CS
40	46	WHITE	20 0	Life	MURDER 2ND DEGREE	CC
35	71	WHITE	10 0	Life	MURDER 2ND DEGREE	CC
30	45	BLACK	50 0	Life	ASSAULT 1ST DEGREE	CS
					MURDER 2ND DEGREE	CC
					USE FIREARM TO COMMIT FELONY	CS
					USE FIREARM TO COMMIT FELONY	CS
28	38	WHITE	45 0	Life	MURDER 2ND DEGREE	CC
29	50	WHITE	10 0	Life	MURDER 2ND DEGREE	CC
24	27	ASIAN	50 0	Life	MURDER 2ND DEGREE	CC
25	30	BLACK	40 0	Life	MURDER 2ND DEGREE	CC
21	29	WHITE	60 0	Life	MURDER 2ND DEGREE	CC
20	30	WHITE	25 0	Life	MURDER 2ND DEGREE	CC
					USE DEADLY WEAP TO COMMIT FEL	CS
28	48	NATIVE AMERICAN	10 0	Life	MURDER 2ND DEGREE	CC

LIFERS WITH PREVIOUS NE ADMISSION

LIFERS WITH PREVIOUS NE ADMISSION & AGE OF ADMISSION (19 & UNDER)

LIFERS WITH AGE OF ADMISSION 19 & UNDER

LIFERS WITH AGE OF ADMISSION 21 YEARS, 10 MONTHS & UNDER - ACCORDING TO NDCS
--

Worksheet 2. NDCS Inmates Total Population Serving Life Sentences Without Possibility of Parole.

Nebraska Department of Correctional Services

NDCS Inmates Serving Life Sentences (Without Possibility of Parole) – 229 Total						
Date run: 9/20/2010						
Age at Admission	Current Age	Race	Min Sent	Max Sent	Offense Arrest	CC/CS
19	61	WHITE	Life	Life	MURDER 1ST DEGREE	CC
31	37	HISPANIC	Life	Life	MURDER 1ST DEGREE	CC
					POS CNTRL SUB EXCEPT MARIJUANA	CC
					POSS DEADLY WEAP BY FELON/FUG	CC
					USE DEADLY WEAP TO COMMIT FEL	CS
18	33	BLACK	Life	Life	MURDER 1ST DEGREE	CC
					USE FIREARM TO COMMIT FELONY	CS
42	49	WHITE	Life	Life	MURDER 1ST DEGREE	CC
19	62	HISPANIC	Life	Life	MURDER 1ST DEGREE	CC
22	33	NATIVE AMERICAN	Life	Life	MURDER 1ST DEGREE	CC
					SEXUAL ASSAULT 1ST DEGREE	CS
					USE DEADLY WEAP TO COMMIT FEL	CS
26	58	WHITE	Life	Life	ESCAPE	CS
					MURDER 1ST DEGREE	CC
					ROBBERY	CC
16	48	BLACK	Life	Life	MURDER 1ST DEGREE	CC
23	37	BLACK	Life	Life	MURDER 1ST DEGREE	CC
					MURDER 1ST DEGREE	CS
					USE FIREARM TO COMMIT FELONY	CS
					USE FIREARM TO COMMIT FELONY	CS
43	47	WHITE	Life	Life	MURDER 1ST DEGREE	CC
					MURDER 1ST DEGREE	CS

Nebraska Department of Correctional Services

NDCS Inmates Serving Life Sentences (Without Possibility of Parole) – 229 Total
--

Date run: 9/20/2010

Age at Admission	Current Age	Race	Min Sent	Max Sent	Offense Arrest	CC/CS
34	40	WHITE	Life	Life	MURDER 1ST DEGREE	CC
					USE DEADLY WEAP TO COMMIT FEL	CS
25	30	BLACK	Life	Life	MANSLAUGHTER	CC
					MURDER 1ST DEGREE	CS
					USE DEADLY WEAP TO COMMIT FEL	CS
27	33	HISPANIC	Life	Life	MURDER 2ND DEGREE	CC
					USE DEADLY WEAP TO COMMIT FEL	CS
30	39	ASIAN	Life	Life	MURDER 1ST DEGREE	CC
					USE DEADLY WEAP TO COMMIT FEL	CS
23	40	WHITE	Life	Life	MURDER 1ST DEGREE	CC
					USE FIREARM TO COMMIT FELONY	CS
26	42	WHITE	Life	Life	MURDER 1ST DEGREE	CC
30	53	BLACK	Life	Life	MURDER 1ST DEGREE	CC
19	41	WHITE	Life	Life	MURDER 1ST DEGREE	CC
26	40	HISPANIC	Life	Life	KIDNAPPING	CC
					USE FIREARM TO COMMIT FELONY	CS
20	39	HISPANIC	Life	Life	MURDER 1ST DEGREE	CC
					MURDER 2ND DEGREE	CS
26	52	WHITE	Life	Life	MURDER 1ST DEGREE	CS
					MURDER 2ND DEGREE	CS
					POS FIREARM BY FUGITIVE/FELON	CS
					USE FIREARM TO COMMIT FELONY	CC
36	64	NATIVE AMERICAN	Life	Life	MURDER 1ST DEGREE	CC
38	48	WHITE	Life	Life	MURDER 1ST DEGREE	CC
					MURDER 1ST DEGREE	CS

Nebraska Department of Correctional Services

NDCS Inmates Serving Life Sentences (Without Possibility of Parole) – 229 Total
--

Date run: 9/20/2010

Age at Admission	Current Age	Race	Min Sent	Max Sent	Offense Arrest	CC/CS
					MURDER 1ST DEGREE	CS
					USE DEADLY WEAP TO COMMIT FEL	CS
					USE DEADLY WEAP TO COMMIT FEL	CS
					USE DEADLY WEAP TO COMMIT FEL	CS
		BLACK	Life	Life	MANU/DIST/DEL/DISP OR POSS W/I	CS
29	46				MURDER 1ST DEGREE	CC
		WHITE	Life	Life	MURDER 1ST DEGREE	CC
					MURDER 1ST DEGREE	CS
					ROBBERY	CC
					ROBBERY	CC
					USE FIREARM TO COMMIT FELONY	CS
25	47				USE FIREARM TO COMMIT FELONY	CS
		WHITE	Life	Life	MURDER 1ST DEGREE	CC
					THEFT	CC
					USE FIREARM TO COMMIT FELONY	CS
19	41					
21	50	WHITE	Life	Life	MURDER 1ST DEGREE	CC
		BLACK	Life	Life	ASLT PEAC OFCR/DCS EMP 3RD DGR	CS
26	52				MURDER 1ST DEGREE	CC
		BLACK	Life	Life	MURDER 1ST DEGREE	CC
17	46					
		BLACK	Life	Life	KIDNAPPING	CC
					ROBBERY	CC
		BLACK	Life	Life	MURDER 1ST DEGREE	CC
					USE FIREARM TO COMMIT FELONY	CS
39	58					
22	38	WHITE	Life	Life	MURDER 1ST DEGREE	CC

Nebraska Department of Correctional Services

NDCS Inmates Serving Life Sentences (Without Possibility of Parole) – 229 Total
--

Date run: 9/20/2010

Age at Admission	Current Age	Race	Min Sent	Max Sent	Offense Arrest	CC/CS
35	57	BLACK	Life	Life	MURDER 1ST DEGREE	CC
					POS CNTRL SUB EXCEPT MARIJUANA	CC
					USE FIREARM TO COMMIT FELONY	CS
25	55	WHITE	Life	Life	MURDER 1ST DEGREE	CC
47	58	WHITE	Life	Life	MURDER 1ST DEGREE	CC
					USE FIREARM TO COMMIT FELONY	CS
29	53	BLACK	Life	Life	MURDER 1ST DEGREE	CC
					USE FIREARM TO COMMIT FELONY	CS
27	52	BLACK	Life	Life	MURDER 1ST DEGREE	CC
					USE FIREARM TO COMMIT FELONY	CS
49	61	WHITE	Life	Life	FORGERY 2ND DEGREE	CC
					FORGERY 2ND DEGREE	CC
					FORGERY 2ND DEGREE	CC
					FORGERY 2ND DEGREE	CC
					FORGERY 2ND DEGREE	CC
					MURDER 1ST DEGREE	CS
					POSSESSION OF FORGERY DEVICE	CC
					USE FIREARM TO COMMIT FELONY	CS
30	31	BLACK	Life	Life	ASSAULT 1ST DEGREE	CS
					MURDER 1ST DEGREE	CC
					MURDER 2ND DEGREE	CS
					USE DEADLY WEAP TO COMMIT FEL	CS
					USE DEADLY WEAP TO COMMIT FEL	CS
43	50	WHITE	Life	Life	MURDER 1ST DEGREE	CC
					MURDER 1ST DEGREE	CS

Nebraska Department of Correctional Services

NDCS Inmates Serving Life Sentences (Without Possibility of Parole) – 229 Total						
Date run: 9/20/2010						
Age at Admission	Current Age	Race	Min Sent	Max Sent	Offense Arrest	CC/CS
49	67	BLACK	Life	Life	MURDER 1ST DEGREE	CC
					USE FIREARM TO COMMIT FELONY	CS
34	44	WHITE	Life	Life	MURDER 1ST DEGREE	CC
					USE FIREARM TO COMMIT FELONY	CS
19	33	WHITE	Life	Life	ESCAPE	CS
					MURDER 1ST DEGREE	CC
					USE FIREARM TO COMMIT FELONY	CS
35	36	WHITE	Life	Life	MURDER 1ST DEGREE	CC
					MURDER 1ST DEGREE	CS
24	50	BLACK	Life	Life	ASSAULT 3RD DEGREE	CS
					MURDER 1ST DEGREE	CC
21	46	WHITE	Life	Life	MURDER 1ST DEGREE	CC
					MURDER 1ST DEGREE	CC
					USE FIREARM TO COMMIT FELONY	CC
					USE FIREARM TO COMMIT FELONY	CS
23	44	BLACK	Life	Life	KIDNAPPING	CC
					USE FIREARM TO COMMIT FELONY	CS
24	35	WHITE	Life	Life	ASSAULT 2ND DEGREE	CC
					MURDER 1ST DEGREE	CC
					USE DEADLY WEAP TO COMMIT FEL	CS
					USE DEADLY WEAP TO COMMIT FEL	CS
28	40	WHITE	Life	Life	MURDER 1ST DEGREE	CC
39	46	WHITE	Life	Life	KIDNAPPING	
					POS FIREARM BY FUGITIVE/FELON	CS
					SEXUAL ASSAULT ON A CHILD	CS

Nebraska Department of Correctional Services

NDCS Inmates Serving Life Sentences (Without Possibility of Parole) – 229 Total
--

Date run: 9/20/2010

Age at Admission	Current Age	Race	Min Sent	Max Sent	Offense Arrest	CC/CS
29	60	WHITE	Life	Life	MURDER 1ST DEGREE	CC
27	65	NATIVE AMERICAN	Life	Life	BURGLARY	CC
					ESCAPE	CS
					MURDER 1ST DEGREE	CC
31	39	WHITE	Life	Life	MURDER 1ST DEGREE	CC
20	46	BLACK	Life	Life	MURDER 1ST DEGREE	CC
33	57	HISPANIC	Life	Life	MURDER 1ST DEGREE	CC
					USE FIREARM TO COMMIT FELONY	CS
28	61	BLACK	Life	Life	CONSPIRACY	CC
					MURDER 1ST DEGREE	
22	37	BLACK	Life	Life	MURDER 1ST DEGREE	CC
					USE FIREARM TO COMMIT FELONY	CS
37	45	BLACK	Life	Life	MURDER 1ST DEGREE	CC
					USE DEADLY WEAP TO COMMIT FEL	CS
28	52	WHITE	Life	Life	ESCAPE	CS
					ESCAPE	CS
					FALSE IMPRISONMENT 1ST DEGREE	CS
					FALSE IMPRISONMENT 1ST DEGREE	CS
					FALSE IMPRISONMENT 1ST DEGREE	CS
					FALSE IMPRISONMENT 1ST DEGREE	CS
					MURDER 1ST DEGREE	CC
					USE FIREARM TO COMMIT FELONY	CS
29	64	WHITE	Life	Life	MURDER 1ST DEGREE	CC
					SHOOT W/I TO KILL, WOUND, MAIM	CC

Nebraska Department of Correctional Services

NDCS Inmates Serving Life Sentences (Without Possibility of Parole) – 229 Total
--

Date run: 9/20/2010

Age at Admission	Current Age	Race	Min Sent	Max Sent	Offense Arrest	CC/CS
					SHOOT W/I TO KILL, WOUND, MAIM	CC
					SHOOT W/I TO KILL, WOUND, MAIM	CS
21	37	BLACK	Life	Life	MURDER 1ST DEGREE	CC
21	44	HISPANIC	Life	Life	MURDER 1ST DEGREE	CC
		WHITE	Life	Life	MURDER 1ST DEGREE	CS
					MURDER 2ND DEGREE	
					USE FIREARM TO COMMIT FELONY	CS
					USE FIREARM TO COMMIT FELONY	CS
35	44					
		HISPANIC	Life	Life	MURDER 1ST DEGREE	CC
19	27				USE DEADLY WEAP TO COMMIT FEL	CS
		WHITE	Life	Life	MURDER 2ND DEGREE	CC
					MURDER 2ND DEGREE	CS
					USE FIREARM TO COMMIT FELONY	CS
20	23					
		WHITE	Life	Life	ROBBERY	CS
					MURDER 1ST DEGREE	CC
					MURDER 2ND DEGREE	CC
20	38					
		BLACK	Life	Life	ASSAULT BY A CONFINED PERSON	CS
					MANSLAUGHTER	CS
					MURDER 1ST DEGREE	CC
					POSS DEADLY WEAP BY FELON/FUG	CC
34	39					
		WHITE	Life	Life	MURDER 1ST DEGREE	CC
					USE DEADLY WEAP TO COMMIT FEL	CS
59	61					
		WHITE	Life	Life	MURDER 2ND DEGREE	CC
					USE DEADLY WEAP TO COMMIT FEL	CS
27	33					
		WHITE	Life	Life	MURDER 1ST DEGREE	CC
29	48					

Nebraska Department of Correctional Services

NDCS Inmates Serving Life Sentences (Without Possibility of Parole) – 229 Total						
Date run: 9/20/2010						
Age at Admission	Current Age	Race	Min Sent	Max Sent	Offense Arrest	CC/CS
					USE FIREARM TO COMMIT FELONY	CS
17	28	BLACK	Life	Life	FALSE IMPRISONMENT 1ST DEGREE	CS
					MURDER 1ST DEGREE	CC
					USE DEADLY WEAP TO COMMIT FEL	CS
17	37	WHITE	Life	Life	MURDER 1ST DEGREE	CC
					USE FIREARM TO COMMIT FELONY	CS
25	52	HISPANIC	Life	Life	KIDNAPPING	CC
					USE FIREARM TO COMMIT FELONY	CS
31	50	WHITE	Life	Life	BURGLARY	CC
					MURDER 1ST DEGREE	CS
					SEXUAL ASSAULT 1ST DEGREE	CS
18	23	WHITE	Life	Life	ASSAULT BY A CONFINED PERSON	CC
					CRIMINAL MISCHIEF	CC
					MURDER 1ST DEGREE	CC
					MURDER 1ST DEGREE	CS
28	40	HISPANIC	Life	Life	MURDER 1ST DEGREE	CC
					SEXUAL ASSAULT 1ST DEGREE	CS
19	21	WHITE	Life	Life	MURDER 1ST DEGREE	CC
					MURDER 1ST DEGREE	CS
15	55	BLACK	Life	Life	MURDER 1ST DEGREE	CC
					SODOMY	CS
44	46	WHITE	Life	Life	MURDER 2ND DEGREE	CC
					USE FIREARM TO COMMIT FELONY	CS
49	55	WHITE	Life	Life	MURDER 1ST DEGREE	CC

Nebraska Department of Correctional Services

NDCS Inmates Serving Life Sentences (Without Possibility of Parole) – 229 Total						
Date run: 9/20/2010						
Age at Admission	Current Age	Race	Min Sent	Max Sent	Offense Arrest	CC/CS
					USE FIREARM TO COMMIT FELONY	CS
35	53	WHITE	Life	Life	KIDNAPPING	CC
47	49	BLACK	Life	Life	MURDER 1ST DEGREE	CC
					MURDER 1ST DEGREE	CS
					SEXUAL ASSAULT 1ST DEGREE	CS
					USE DEADLY WEAP TO COMMIT FEL	CS
					USE DEADLY WEAP TO COMMIT FEL	CS
22	45	WHITE	Life	Life	MURDER 1ST DEGREE	CC
					MURDER 1ST DEGREE	CS
					MURDER 1ST DEGREE	CS
18	33	WHITE	Life	Life	MURDER 1ST DEGREE	CC
					USE FIREARM TO COMMIT FELONY	CS
20	31	NATIVE AMERICAN	Life	Life	MURDER 1ST DEGREE	CC
43	53	WHITE	Life	Life	MURDER 1ST DEGREE	CC
					USE DEADLY WEAP TO COMMIT FEL	CS
29	39	BLACK	Life	Life	MURDER 1ST DEGREE	CC
					USE DEADLY WEAP TO COMMIT FEL	CS
25	50	WHITE	Life	Life	MURDER 1ST DEGREE	CC
23	49	WHITE	Life	Life	MURDER 1ST DEGREE	CC
20	53	BLACK	Life	Life	MURDER 1ST DEGREE	CC
33	63	WHITE	Life	Life	ESCAPE	CS
					KIDNAPPING	CC
					SEXUAL ASSAULT 1ST DEGREE	CC
					USE FIREARM TO COMMIT FELONY	CS
27	32	WHITE	Life	Life	MURDER 1ST DEGREE	CC

Nebraska Department of Correctional Services

NDCS Inmates Serving Life Sentences (Without Possibility of Parole) – 229 Total						
Date run: 9/20/2010						
Age at Admission	Current Age	Race	Min Sent	Max Sent	Offense Arrest	CC/CS
18	34	WHITE	Life	Life	KIDNAPPING	CC
23	30	HISPANIC	Life	Life	MURDER 1ST DEGREE	CC
					USE DEADLY WEAP TO COMMIT FEL	CS
21	45	WHITE	Life	Life	AIDING CONSUMMATION OF FELONY	
					ASLT PEAC OFCR/DCS EMP 3RD DGR	CS
					ESCAPE	CS
					KIDNAPPING	CS
					POS FIREARM BY FUGITIVE/FELON	CS
					USE FIREARM TO COMMIT FELONY	CS
					USE FIREARM TO COMMIT FELONY	CS
24	56	WHITE	Life	Life	ESCAPE	CS
					MURDER 1ST DEGREE	CC
					ROBBERY	CC
25	33	BLACK	Life	Life	MURDER 1ST DEGREE	CC
					MURDER 2ND DEGREE	CS
					USE DEADLY WEAP TO COMMIT FEL	CS
					USE DEADLY WEAP TO COMMIT FEL	CS
28	53	WHITE	Life	Life	MURDER 1ST DEGREE	CC
23	33	ASIAN	Life	Life	MURDER 1ST DEGREE	CC
					USE FIREARM TO COMMIT FELONY	CS
17	35	BLACK	Life	Life	ASSAULT BY A CONFINED PERSON	CS
					MURDER 1ST DEGREE	CC
					USE FIREARM TO COMMIT FELONY	CS
18	28	BLACK	Life	Life	MURDER 1ST DEGREE	CC

Nebraska Department of Correctional Services

NDCS Inmates Serving Life Sentences (Without Possibility of Parole) – 229 Total
--

Date run: 9/20/2010

Age at Admission	Current Age	Race	Min Sent	Max Sent	Offense Arrest	CC/CS
27	41	BLACK	Life	Life	MURDER 1ST DEGREE	CC
					MURDER 1ST DEGREE	CC
					USE DEADLY WEAP TO COMMIT FEL	CC
					USE DEADLY WEAP TO COMMIT FEL	CS
35	54	WHITE	Life	Life	ASSAULT BY A CONFINED PERSON	CS
					MURDER 1ST DEGREE	CS
					MURDER 2ND DEGREE	CC
					USE FIREARM TO COMMIT FELONY	CS
					USE FIREARM TO COMMIT FELONY	CS
54	59	BLACK	Life	Life	MURDER 1ST DEGREE	CC
43	48	WHITE	Life	Life	KIDNAPPING	CC
					MURDER 1ST DEGREE	CS
					THEFT BY RECEIVING STOLEN PROP	CC
17	28	WHITE	Life	Life	MURDER 1ST DEGREE	CC
39	66	BLACK	Life	Life	MURDER 1ST DEGREE	CC
37	67	BLACK	Life	Life	MURDER 1ST DEGREE	CC
22	31	WHITE	Life	Life	MURDER 1ST DEGREE	CC
40	65	WHITE	Life	Life	MURDER 1ST DEGREE	CC
26	68	WHITE	Life	Life	MURDER 1ST DEGREE	CC
34	64	WHITE	Life	Life	KIDNAPPING	CC
					SEXUAL ASSAULT 1ST DEGREE	CC
					USE FIREARM TO COMMIT FELONY	CC
21	48	WHITE	Life	Life	MURDER 1ST DEGREE	CC
30	52	WHITE	Life	Life	MURDER 1ST DEGREE	CC

Nebraska Department of Correctional Services

NDCS Inmates Serving Life Sentences (Without Possibility of Parole) – 229 Total
--

Date run: 9/20/2010

Age at Admission	Current Age	Race	Min Sent	Max Sent	Offense Arrest	CC/CS
22	36	BLACK	Life	Life	ESCAPE	CS
					FALSE IMPRISONMENT 1ST DEGREE	CS
					FALSE IMPRISONMENT 1ST DEGREE	CS
					FALSE IMPRISONMENT 1ST DEGREE	CS
					FALSE IMPRISONMENT 1ST DEGREE	CS
					FALSE IMPRISONMENT 1ST DEGREE	CS
					FALSE IMPRISONMENT 1ST DEGREE	CS
					MURDER 1ST DEGREE	CC
					MURDER 1ST DEGREE	CS
					USE DEADLY WEAP TO COMMIT FEL	CS
					USE DEADLY WEAP TO COMMIT FEL	CS
					USE DEADLY WEAP TO COMMIT FEL	CS
					USE DEADLY WEAP TO COMMIT FEL	CS
					USE FIREARM TO COMMIT FELONY	CS
USE FIREARM TO COMMIT FELONY	CS					
26	54	WHITE	Life	Life	MURDER 1ST DEGREE	CC
					POS FIREARM BY FUGITIVE/FELON	CC
20	37	HISPANIC	Life	Life	MURDER 1ST DEGREE	CC
					ROBBERY	CS
					USE FIREARM TO COMMIT FELONY	CS
37	38	BLACK	Life	Life	ASSAULT BY A CONFINED PERSON	CS
					ASSAULT BY A CONFINED PERSON	CS
					MURDER 2ND DEGREE	CC
21	31	BLACK	Life	Life	MURDER 1ST DEGREE	CC

Nebraska Department of Correctional Services

NDCS Inmates Serving Life Sentences (Without Possibility of Parole) – 229 Total
--

Date run: 9/20/2010

Age at Admission	Current Age	Race	Min Sent	Max Sent	Offense Arrest	CC/CS
					USE FIREARM TO COMMIT FELONY	CS
31	58	BLACK	Life	Life	MURDER 1ST DEGREE	CC
		HISPANIC	Life	Life	MURDER 1ST DEGREE	CC
28	44				USE FIREARM TO COMMIT FELONY	CS
		BLACK	Life	Life	ASSAULT 1ST DEGREE	CC
					MURDER 1ST DEGREE	CC
					USE FIREARM TO COMMIT FELONY	CC
51	69				USE FIREARM TO COMMIT FELONY	CS
		WHITE	Life	Life	MURDER 1ST DEGREE	CC
					ESCAPE	CS
21	49				ESCAPE	CS
		NATIVE AMERICAN	Life	Life	MURDER 1ST DEGREE	CC
17	33				USE FIREARM TO COMMIT FELONY	CS
		BLACK	Life	Life	MURDER 1ST DEGREE	CC
18	34				USE FIREARM TO COMMIT FELONY	CS
		HISPANIC	Life	Life	ASSAULT 3RD DEGREE	CS
					ASSAULT 3RD DEGREE	CS
					MURDER 1ST DEGREE	CC
					MURDER 2ND DEGREE	CS
51	54				USE DEADLY WEAP TO COMMIT FEL	CS
		WHITE	Life	Life	DRIVING UNDER INFLUENCE/INJURY	CC
27	32				MURDER 2ND DEGREE	CC
20	53	BLACK	Life	Life	MURDER 1ST DEGREE	CC
		BLACK	Life	Life	ASSAULT 2ND DEGREE	CC
19	38				MURDER 1ST DEGREE	CC

Nebraska Department of Correctional Services

NDCS Inmates Serving Life Sentences (Without Possibility of Parole) – 229 Total
--

Date run: 9/20/2010

Age at Admission	Current Age	Race	Min Sent	Max Sent	Offense Arrest	CC/CS
					USE FIREARM TO COMMIT FELONY	CC
					USE FIREARM TO COMMIT FELONY	CS
23	29	BLACK	Life	Life	MURDER 1ST DEGREE	CC
					USE DEADLY WEAP TO COMMIT FEL	CS
21	37	WHITE	Life	Life	MURDER 1ST DEGREE	CC
					USE FIREARM TO COMMIT FELONY	CS
39	54	WHITE	Life	Life	ASLT PEAC OFCR/DCS EMP 2ND DGR	CS
					ASSAULT 2ND DEGREE	CC
					FALSE IMPRISONMENT 1ST DEGREE	CC
					MURDER 1ST DEGREE	CC
					USE FIREARM TO COMMIT FELONY	CS
17	37	WHITE	Life	Life	MURDER 1ST DEGREE	CC
29	31	BLACK	Life	Life	MURDER 1ST DEGREE	CC
14	30	WHITE	Life	Life	MURDER 1ST DEGREE	CC
17	53	WHITE	Life	Life	MURDER 1ST DEGREE	CC
26	30	BLACK	Life	Life	MURDER 1ST DEGREE	CC
					USE FIREARM TO COMMIT FELONY	CS
29	45	WHITE	Life	Life	MURDER 1ST DEGREE	CC
					ROBBERY	CC
31	37	BLACK	Life	Life	MANU/DIST/DEL/DISP OR POSS W/I	
					MURDER 1ST DEGREE	CS
42	53	WHITE	Life	Life	MURDER 1ST DEGREE	CC
					USE DEADLY WEAP TO COMMIT FEL	CS
17	29	BLACK	Life	Life	MURDER 1ST DEGREE	CC

Nebraska Department of Correctional Services

NDCS Inmates Serving Life Sentences (Without Possibility of Parole) – 229 Total						
Date run: 9/20/2010						
Age at Admission	Current Age	Race	Min Sent	Max Sent	Offense Arrest	CC/CS
49	63	WHITE	Life	Life	MURDER 1ST DEGREE	CC
					MURDER 1ST DEGREE	CS
					USE DEADLY WEAP TO COMMIT FEL	CS
29	57	WHITE	Life	Life	MURDER 1ST DEGREE	CC
					USE FIREARM TO COMMIT FELONY	CS
20	20	WHITE	Life	Life	MURDER 1ST DEGREE	CC
					USE DEADLY WEAP TO COMMIT FEL	CS
21	23	NATIVE AMERICAN	Life	Life	MURDER 1ST DEGREE	CC
					USE DEADLY WEAP TO COMMIT FEL	CS
25	29	BLACK	Life	Life	MURDER 2ND DEGREE	CC
					MURDER 2ND DEGREE	CS
					USE DEADLY WEAP TO COMMIT FEL	CS
					USE DEADLY WEAP TO COMMIT FEL	CS
50	59	WHITE	Life	Life	MURDER 1ST DEGREE	CC
					TERRORISTIC THREATS	CS
					USE DEADLY WEAP TO COMMIT FEL	CS
					USE DEADLY WEAP TO COMMIT FEL	CS
25	37	BLACK	Life	Life	MANU/DIST/DEL/DISP OR POSS W/I	CC
					MANU/DIST/DEL/DISP OR POSS W/I	CC
					MURDER 1ST DEGREE	CS
					POSS DEADLY WEAP BY FELON/FUG	CC
					POSS DEADLY WEAP BY FELON/FUG	CC
					USE DEADLY WEAP TO COMMIT FEL	CS
					USE DEADLY WEAP TO COMMIT FEL	CS
39	64	WHITE	Life	Life	MURDER 1ST DEGREE	CC

Nebraska Department of Correctional Services

NDCS Inmates Serving Life Sentences (Without Possibility of Parole) – 229 Total						
Date run: 9/20/2010						
Age at Admission	Current Age	Race	Min Sent	Max Sent	Offense Arrest	CC/CS
23	38	WHITE	Life	Life	MURDER 1ST DEGREE	CS
					MURDER 2ND DEGREE	CC
					MURDER 2ND DEGREE	CS
45	82	WHITE	Life	Life	MURDER 1ST DEGREE	CC
					MURDER 2ND DEGREE	CS
17	45	WHITE	Life	Life	MURDER 1ST DEGREE	CC
20	45	BLACK	Life	Life	MURDER 1ST DEGREE	CC
42	49	WHITE	Life	Life	MURDER 1ST DEGREE	CC
					USE DEADLY WEAP TO COMMIT FEL	CS
20	32	WHITE	Life	Life	MURDER 1ST DEGREE	CC
21	36	WHITE	Life	Life	MURDER 1ST DEGREE	CC
					USE FIREARM TO COMMIT FELONY	CS
41	81	HISPANIC	Life	Life	ASSAULT BY A CONFINED PERSON	CS
					ESCAPE	CS
					MURDER 1ST DEGREE	CC
30	53	BLACK	Life	Life	MURDER 1ST DEGREE	CC
43	67	WHITE	Life	Life	MURDER 1ST DEGREE	CC
					USE FIREARM TO COMMIT FELONY	CS
38	62	BLACK	Life	Life	ASSAULT 2ND DEGREE	CS
					MURDER 1ST DEGREE	CC
					USE FIREARM TO COMMIT FELONY	CS
					USE FIREARM TO COMMIT FELONY	CS
20	47	BLACK	Life	Life	MURDER 1ST DEGREE	CC
55	79	WHITE	Life	Life	MANSLAUGHTER	CC
					MURDER 1ST DEGREE	CC

Nebraska Department of Correctional Services

NDCS Inmates Serving Life Sentences (Without Possibility of Parole) – 229 Total						
Date run: 9/20/2010						
Age at Admission	Current Age	Race	Min Sent	Max Sent	Offense Arrest	CC/CS
27	46	WHITE	Life	Life	KIDNAPPING	CC
21	25	BLACK	Life	Life	MURDER 1ST DEGREE	CC
					USE DEADLY WEAP TO COMMIT FEL	CS
26	65	BLACK	Life	Life	MURDER 1ST DEGREE	CC
32	62	WHITE	Life	Life	MURDER 1ST DEGREE	CC
20	35	BLACK	Life	Life	MURDER 1ST DEGREE	CC
					THEFT BY RECEIVING STOLEN PROP	CC
					USE FIREARM TO COMMIT FELONY	CS
25	58	BLACK	Life	Life	MURDER 1ST DEGREE	CC
33	44	WHITE	Life	Life	MURDER 1ST DEGREE	CC
					USE FIREARM TO COMMIT FELONY	CS
18	37	BLACK	Life	Life	MURDER 1ST DEGREE	CC
					MURDER 1ST DEGREE	CC
					USE FIREARM TO COMMIT FELONY	CC
					USE FIREARM TO COMMIT FELONY	CS
25	54	NATIVE AMERICAN	Life	Life	MURDER 1ST DEGREE	CC
					MURDER 1ST DEGREE	CS
36	63	ASIAN	Life	Life	MURDER 1ST DEGREE	CC
30	48	WHITE	Life	Life	MURDER 1ST DEGREE	CS
					THEFT	CC
18	21	WHITE	Life	Life	MURDER 2ND DEGREE	
					MURDER 2ND DEGREE	CS
27	49	WHITE	Life	Life	ASSAULT BY A CONFINED PERSON	CS
					MURDER 1ST DEGREE	CC

Nebraska Department of Correctional Services

NDCS Inmates Serving Life Sentences (Without Possibility of Parole) – 229 Total
--

Date run: 9/20/2010

Age at Admission	Current Age	Race	Min Sent	Max Sent	Offense Arrest	CC/CS
					USE FIREARM TO COMMIT FELONY	CS
23	63	BLACK	Life	Life	MURDER 1ST DEGREE	CC
21	53	WHITE	Life	Life	MURDER 1ST DEGREE	CC
22	24	BLACK	Life	Life	CHILD ABUSE	CC
24	29	BLACK	Life	Life	MURDER 1ST DEGREE	CC
					POSS DEADLY WEAP BY FELON/FUG	CC
					USE DEADLY WEAP TO COMMIT FEL	CS
40	46	BLACK	Life	Life	MURDER 1ST DEGREE	CC
					USE DEADLY WEAP TO COMMIT FEL	CS
27	34	HISPANIC	Life	Life	ASLT PEAC OFCR/DCS EMP 3RD DGR	CS
					MURDER 1ST DEGREE	CC
					MURDER 1ST DEGREE	CS
					MURDER 1ST DEGREE	CS
					MURDER 1ST DEGREE	CS
					MURDER 1ST DEGREE	CS
					USE DEADLY WEAP TO COMMIT FEL	CS
					USE DEADLY WEAP TO COMMIT FEL	CS
					USE DEADLY WEAP TO COMMIT FEL	CS
					USE DEADLY WEAP TO COMMIT FEL	CS
					USE DEADLY WEAP TO COMMIT FEL	CS
36	58	HISPANIC	Life	Life	MURDER 1ST DEGREE	CC
					MURDER 1ST DEGREE	CS
24	56	WHITE	Life	Life	MURDER 1ST DEGREE	CC
17	54	WHITE	Life	Life	MURDER 1ST DEGREE	CC

Nebraska Department of Correctional Services

NDCS Inmates Serving Life Sentences (Without Possibility of Parole) – 229 Total
--

Date run: 9/20/2010

Age at Admission	Current Age	Race	Min Sent	Max Sent	Offense Arrest	CC/CS
24	59	WHITE	Life	Life	MURDER 1ST DEGREE	CC
					SHOOT W/I TO KILL, WOUND, MAIM	CC
					SHOOT W/I TO KILL, WOUND, MAIM	CC
					SHOOT W/I TO KILL, WOUND, MAIM	CC
17	50	WHITE	Life	Life	ASSAULT 1ST DEGREE	CS
					MURDER 1ST DEGREE	CC
					MURDER 1ST DEGREE	CC
					USE FIREARM TO COMMIT FELONY	CS
26	56	WHITE	Life	Life	KIDNAPPING	CC
					SEXUAL ASSAULT 1ST DEGREE	CC
					USE FIREARM TO COMMIT FELONY	CC
29	33	WHITE	Life	Life	FORGERY 2ND DEGREE	CC
					FORGERY 2ND DEGREE	CC
					FORGERY 2ND DEGREE	CS
					FORGERY 2ND DEGREE	CS
					FORGERY 2ND DEGREE	CS
					MURDER 1ST DEGREE	CS
					USE DEADLY WEAP TO COMMIT FEL	CS
19	52	BLACK	Life	Life	ASSAULT 1ST DEGREE	CS
					MURDER 1ST DEGREE	CC
25	54	BLACK	Life	Life	MURDER 1ST DEGREE	CC
40	52	WHITE	Life	Life	MURDER 1ST DEGREE	CS
					TERRORISTIC THREATS	CC
25	28	BLACK	Life	Life	MURDER 1ST DEGREE	CC
					MURDER 1ST DEGREE	CC

Nebraska Department of Correctional Services

NDCS Inmates Serving Life Sentences (Without Possibility of Parole) – 229 Total
--

Date run: 9/20/2010

Age at Admission	Current Age	Race	Min Sent	Max Sent	Offense Arrest	CC/CS
					MURDER 1ST DEGREE	CS
					USE DEADLY WEAP TO COMMIT FEL	CS
					USE DEADLY WEAP TO COMMIT FEL	CS
					USE DEADLY WEAP TO COMMIT FEL	CS
23	32	WHITE	Life	Life	MURDER 1ST DEGREE	CC
					ARSON 1ST DEGREE	CS
31	55	WHITE	Life	Life	MURDER 1ST DEGREE	CC
					MURDER 1ST DEGREE	CS
					ROBBERY	CC
					USE DEADLY WEAP TO COMMIT FEL	CS
21	54	WHITE	Life	Life	MURDER 1ST DEGREE	CS
					MURDER 1ST DEGREE	CS
					ROBBERY	CC
					USE DEADLY WEAP TO COMMIT FEL	CS
					MURDER 1ST DEGREE	CC
					MURDER 1ST DEGREE	CC
					USE DEADLY WEAP TO COMMIT FEL	CC
					USE DEADLY WEAP TO COMMIT FEL	CS
22	33	NATIVE AMERICAN	Life	Life	MURDER 1ST DEGREE	CC
					MURDER 1ST DEGREE	CC
					USE DEADLY WEAP TO COMMIT FEL	CC
					USE DEADLY WEAP TO COMMIT FEL	CS
41	45	NATIVE AMERICAN	Life	Life	MURDER 1ST DEGREE	CC
					POSS DEADLY WEAP BY FELON/FUG	CC
					USE DEADLY WEAP TO COMMIT FEL	CS
					USE DEADLY WEAP TO COMMIT FEL	CS
17	44	WHITE	Life	Life	BURGLARY	CS
					KIDNAPPING	CC
26	52	BLACK	Life	Life	MURDER 1ST DEGREE	CC
					MURDER 1ST DEGREE	CC
					MURDER 1ST DEGREE	CC
					MURDER 1ST DEGREE	CS
19	38	WHITE	Life	Life	MURDER 1ST DEGREE	CC
					MURDER 1ST DEGREE	CC
					MURDER 1ST DEGREE	CC
					MURDER 1ST DEGREE	CS

Nebraska Department of Correctional Services

NDCS Inmates Serving Life Sentences (Without Possibility of Parole) – 229 Total
--

Date run: 9/20/2010

Age at Admission	Current Age	Race	Min Sent	Max Sent	Offense Arrest	CC/CS
					USE FIREARM TO COMMIT FELONY	CC
					USE FIREARM TO COMMIT FELONY	CC
					USE FIREARM TO COMMIT FELONY	CS
		WHITE	Life	Life	MURDER 1ST DEGREE	CC
					MURDER 1ST DEGREE	CS
					MURDER 1ST DEGREE	CS
					USE DEADLY WEAP TO COMMIT FEL	CS
					USE DEADLY WEAP TO COMMIT FEL	CS
25	30				USE DEADLY WEAP TO COMMIT FEL	CS
		ASIAN	Life	Life	KIDNAPPING	CC
					MURDER 1ST DEGREE	CC
					ROBBERY	CC
					USE FIREARM TO COMMIT FELONY	CS
20	34					
		WHITE	Life	Life	MURDER 1ST DEGREE	CC
					USE DEADLY WEAP TO COMMIT FEL	CS
39	45					
		BLACK	Life	Life	MURDER 1ST DEGREE	CC
					USE FIREARM TO COMMIT FELONY	CS
21	44					
		WHITE	Life	Life	ASSAULT 1ST DEGREE	CC
					ASSAULT 1ST DEGREE	CC
					DRIVING WHILE INTOXICATED	CC
					MANSLAUGHTER	CC
40	49					
		BLACK	Life	Life	ASSAULT 1ST DEGREE	CC
					MURDER 1ST DEGREE	CC
17	52					
		WHITE	Life	Life	MURDER 1ST DEGREE	CC
					USE DEADLY WEAP TO COMMIT FEL	CS
22	36					

Nebraska Department of Correctional Services

NDCS Inmates Serving Life Sentences (Without Possibility of Parole) – 229 Total						
Date run: 9/20/2010						
Age at Admission	Current Age	Race	Min Sent	Max Sent	Offense Arrest	CC/CS
					USE DEADLY WEAP TO COMMIT FEL	CS
18	18	BLACK	Life	Life	MURDER 1ST DEGREE	CC
					USE DEADLY WEAP TO COMMIT FEL	CS
15	37	WHITE	Life	Life	MURDER 1ST DEGREE	CC
					USE FIREARM TO COMMIT FELONY	CS
21	31	BLACK	Life	Life	MANU/DIST/DEL/DISP OR POSS W/I	CC
					MURDER 1ST DEGREE	CS
					POSS DEADLY WEAP BY FELON/FUG	CS
					USE DEADLY WEAP TO COMMIT FEL	CS
24	26	HISPANIC	Life	Life	MURDER 1ST DEGREE	CC
					MURDER 1ST DEGREE	CS
					USE DEADLY WEAP TO COMMIT FEL	CS
					USE DEADLY WEAP TO COMMIT FEL	CS
18	46	BLACK	Life	Life	MURDER 1ST DEGREE	CC
21	49	BLACK	Life	Life	MURDER 1ST DEGREE	CC
56	77	BLACK	Life	Life	MURDER 1ST DEGREE	CC
					USE FIREARM TO COMMIT FELONY	CS
29	68	HISPANIC	Life	Life	ESCAPE	CS
					MURDER 1ST DEGREE	CC
26	46	WHITE	Life	Life	MURDER 1ST DEGREE	CC
					MURDER 1ST DEGREE	CS
28	33	BLACK	Life	Life	MURDER 1ST DEGREE	CC
					MURDER 2ND DEGREE	CS
					POSS DEADLY WEAP BY FELON/FUG	CC
					USE DEADLY WEAP TO COMMIT FEL	CS

Nebraska Department of Correctional Services

NDCS Inmates Serving Life Sentences (Without Possibility of Parole) – 229 Total
--

Date run: 9/20/2010

Age at Admission	Current Age	Race	Min Sent	Max Sent	Offense Arrest	CC/CS
					USE DEADLY WEAP TO COMMIT FEL	CS
53	60	WHITE	Life	Life	MURDER 1ST DEGREE	CC
18	44	BLACK	Life	Life	MURDER 1ST DEGREE	CC
31	56	WHITE	Life	Life	MURDER 1ST DEGREE	CC
					MURDER 1ST DEGREE	CC
18	30	WHITE	Life	Life	MURDER 1ST DEGREE	CC
52	58	BLACK	Life	Life	MURDER 1ST DEGREE	CC
					MURDER 1ST DEGREE	CS
18	34	BLACK	Life	Life	ASSAULT BY A CONFINED PERSON	CS
					MURDER 1ST DEGREE	CC
					USE FIREARM TO COMMIT FELONY	CS
25	61	WHITE	Life	Life	MURDER 1ST DEGREE	CC
35	36	BLACK	Life	Life	MURDER 1ST DEGREE	CC
					USE DEADLY WEAP TO COMMIT FEL	CS
35	57	WHITE	Life	Life	ESCAPE	CS
					MURDER 1ST DEGREE	CC

	LIFERS WITH PREVIOUS NE ADMISSION
--	-----------------------------------

	LIFERS WITH PREVIOUS NE ADMISSION & AGE OF ADMISSION (19 & UNDER)
--	---

	LIFERS WITH AGE OF ADMISSION 19 & UNDER
--	---

	LIFERS WITH AGE OF ADMISSION 21 YEARS, 10 MONTHS & UNDER - ACCORDING TO NDCS
--	--

Table 1. Analysis: Juveniles Serving Life and Life Without Parole Sentences.

Analysis: Juveniles Serving Life and Life Without Parole Sentences

	Total	%	White	%	Black	%	Hispanic	%	Native American	%	Other	%
NDCS	55											
Life	13	24	4	31	8	62	0	0	1	8	0	0
LWOP	42	76	20	48	17	40	3	7	2	5	0	0

Sentencing Project	66											
Life	37	56	15	40	20	54	0	0	0	0	2	5
LWOP	29	44	14	48	14	48	0	0	0	0	1	5

Human Rights Watch												
Life	NA	NA	NA	NA	NA	NA	NA	NA	NA	NA	NA	NA
LWOP	21	NA	1	5	18	86	0	0	0	0	2	9

Human Rights Update												
Life	NA	NA	NA	NA	NA	NA	NA	NA	NA	NA	NA	NA
LWOP	24	NA	NA	NA	NA	NA	NA	NA	NA	NA	NA	NA

Table 2. NDCS: Juveniles Serving Life and Life Without Parole Sentences.

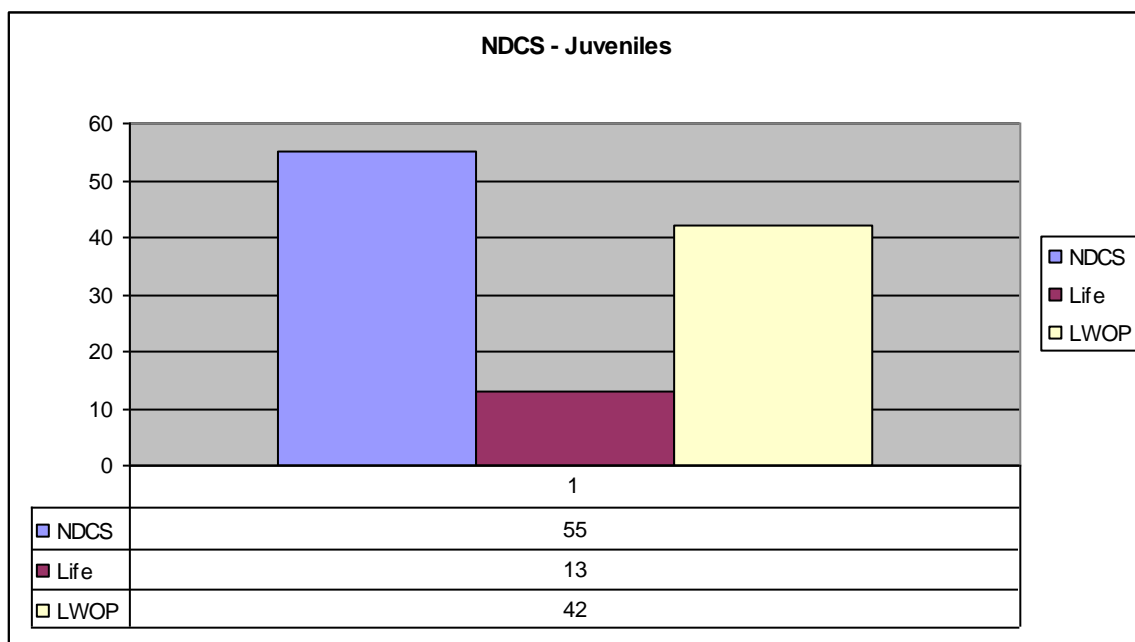


Table 3. Sentencing Project: Juveniles Serving Life and Life Without Parole Sentences.

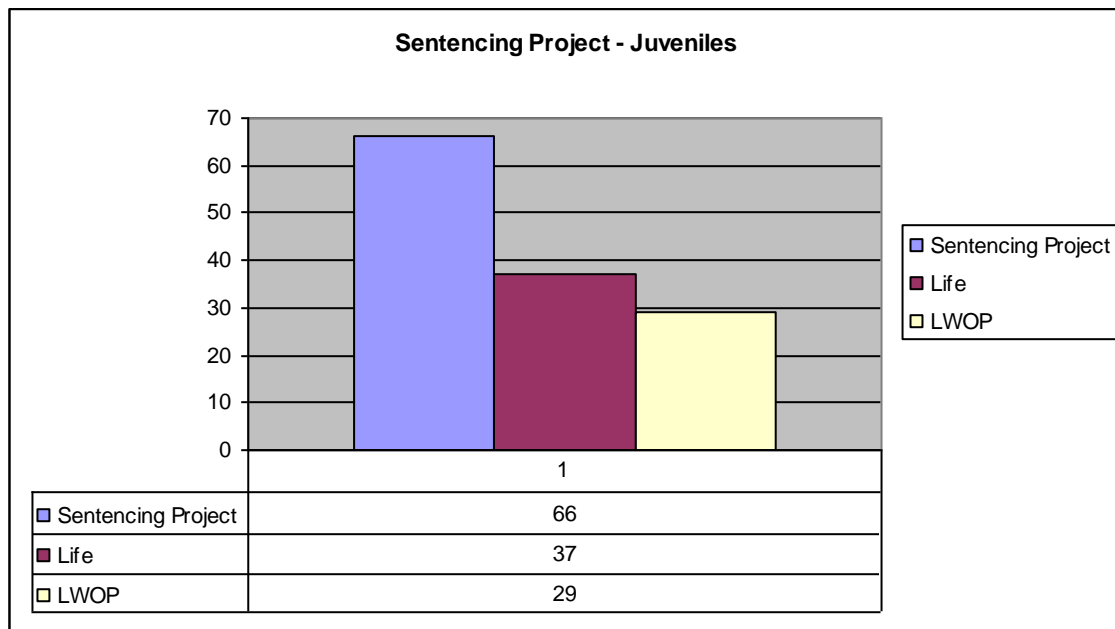


Table 4. Human Rights Watch: Juveniles Serving Life and Life Without Parole Sentences.

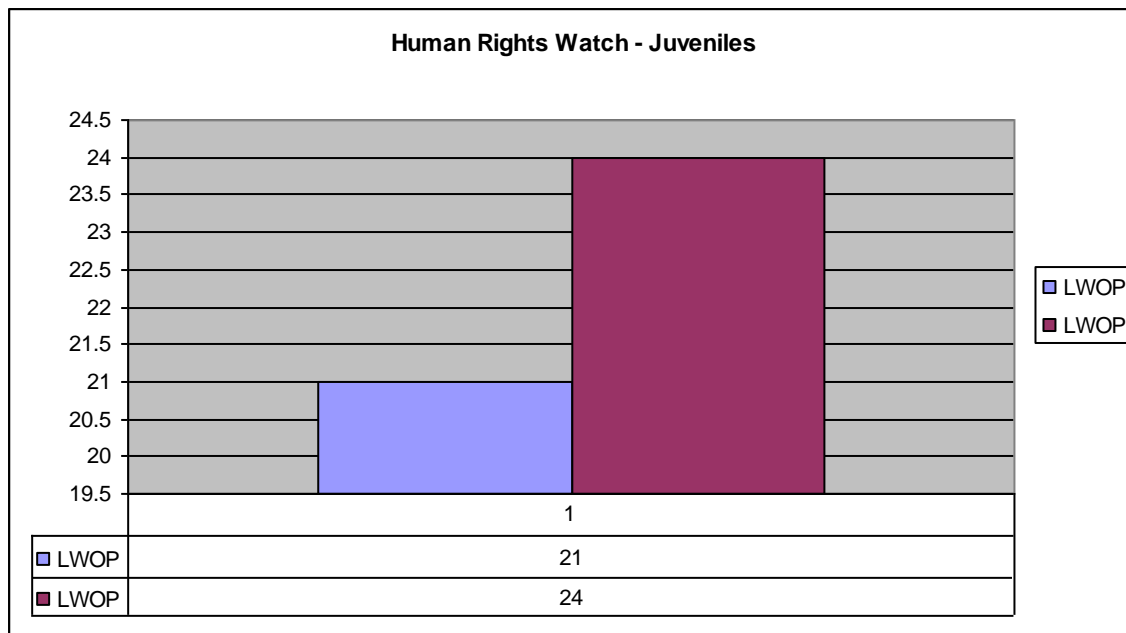


Table 5. Analysis: Adults Serving Life and Life Without Parole Sentences.

Analysis: Adults Serving Life and Life Without Parole Sentences

	Total	%	White	%	Black	%	Hispanic	%	Native American	%	Other	%
NDCS	267											
Life	80	30	55	69	14	17.5	6	7.5	2	2.5	3	3.5
LWOP	187	70	94	50	64	34	17	9	8	4	4	2

Sentencing Project	460											
Life	269	58	150	55	80	29	NA	NA	NA	NA	39	14
LWOP	191	41.5	96	50	65	34	NA	NA	NA	NA	30	15

Table 6. NDCS: Adults Serving Life and Life Without Parole Sentences.

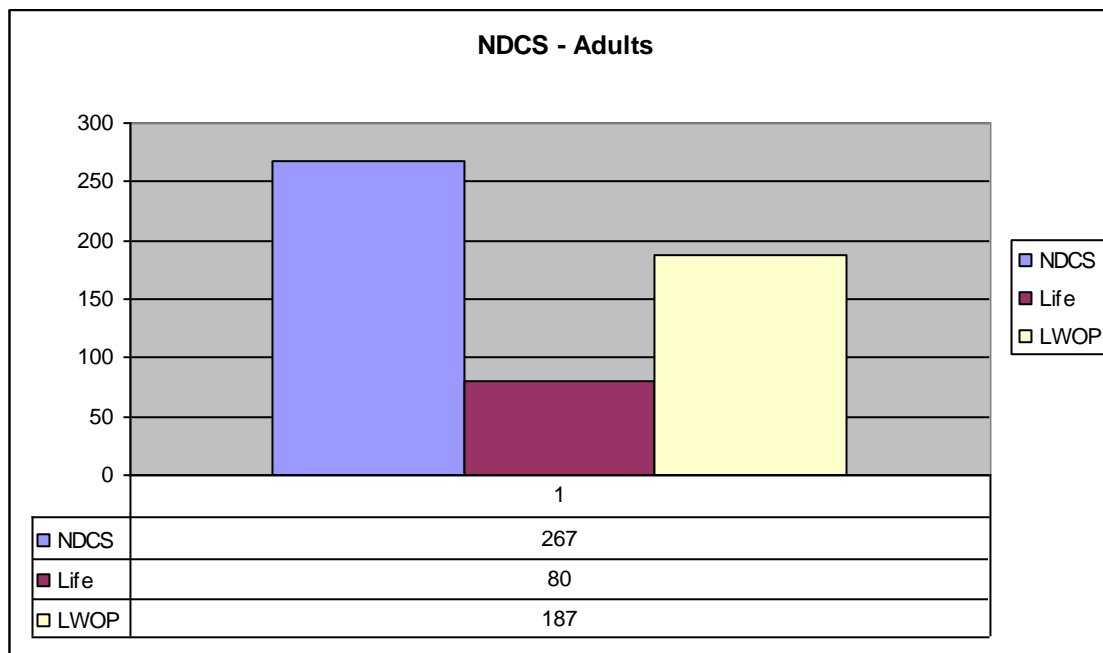


Table 7. Sentencing Project: Adults Serving Life and Life Without Parole Sentences.



Sample 1. Sample Letter Soliciting Data from State Correctional Department (*The Sentencing Project*)

Hello,

I am conducting a national census of state departments of corrections in order to document the number of individuals serving a life sentence. I would be grateful if you would take a few moments and provide me with the following information for [STATE]. Thank you in advance for your time. If you have any questions about this project, please do not hesitate to be in touch. I can be reached at [EMAIL ADDRESS] or 202-628-0871.

TOTAL PRISON POPULATION: _____

SECTION I. PERSONS SERVING A LIFE SENTENCE WITH THE POSSIBILITY OF PAROLE

A. PERSONS WHO COMMITTED THE OFFENSE WHEN THEY WERE ADULTS:

TOTAL: _____ MALE: _____ FEMALE: _____

AFRICAN AMERICAN: _____ WHITE: _____

HISPANIC: _____ OTHER: _____

B. PERSONS WHO WERE CONVICTED IN ADULT COURT FOR OFFENSES COMMITTED WHEN THEY WERE JUVENILES:

TOTAL: _____ MALE: _____ FEMALE: _____

AFRICAN AMERICAN: _____ WHITE: _____

HISPANIC: _____ OTHER: _____

SECTION II. PERSONS SERVING AN LWOP SENTENCE

C. PERSONS WHO COMMITTED THE OFFENSE WHEN THEY WERE ADULTS:

TOTAL: _____ MALE: _____ FEMALE: _____

AFRICAN AMERICAN: _____ WHITE: _____

HISPANIC: _____ OTHER: _____

D. PERSONS WHO WERE CONVICTED IN ADULT COURT FOR OFFENSES COMMITTED WHEN THEY WERE JUVENILES:

TOTAL: _____ MALE: _____ FEMALE: _____

AFRICAN AMERICAN: _____ WHITE: _____

HISPANIC: _____ OTHER: _____

AS OF (DATE): _____

Sample 2. Survey of State Departments of Corrections on Life-Sentenced Population

(Human Rights Watch).

December 4, 2003

Mr. / Ms. _____

Pennsylvania Department of Corrections

Box 598

Camp Hill, PA 17001-0598

Dear _____:

We are writing to ask your assistance with the development of statistical data on youthful offenders in Pennsylvania who are serving prison sentences of life without parole or life plus years. We are trying to acquire data from each state on the number of such offenders as part of a national study Human Rights Watch is undertaking on the sentencing of juveniles.

We are making this request directly to you because unfortunately, there is no reliable national database containing the information we seek. While the National Corrections Reporting Program (NCRP) contains information on state prison admissions and sentences, our analysis of the NCRP data reveals substantial differences with the figures we have obtained directly from several state correction departments. We are concerned there may be similar problems for other states as well. To ensure the most accurate data possible, we have therefore decided to ask each state to provide us with the information we seek.

We would be very grateful if you could provide us with the following information about offenders who were admitted to the Pennsylvania Department of Corrections for each year between 1983 and 2002:

1. The number of offenders who were under the age of 18 at the time of offense (or arrest) or who were 19 or under at time of admission and who were admitted with sentences of life without parole, and for each such offender:
 - a. Gender
 - b. Race
 - c. Date of birth
 - d. Age at admission (or age at time of arrest)
 - e. Offense for which convicted
 - f. County of offense or residence
 - g. Current facility in which confined
2. The number of offenders who were under the age of 18 at the time of offense (or arrest) or who were 19 or under at time of admission and who were admitted with sentences of life plus years, and for each such offender:
 - a. Gender
 - b. Race
 - c. Date of birth
 - d. Age at admission (or age at time of arrest)
 - e. Offense for which convicted
 - f. County of offense or residence
 - g. Current facility in which confined

3. If your privacy rules permit, we would also like to be given the name and department of corrections identification number for each of these offenders.

We hope developing this data will not be burdensome for you. If you can only provide partial statistics, we would be grateful nonetheless. We think it extremely important for the country to have a solid statistical basis for understanding juvenile sentencing and incarceration and we know of no other way to develop an accurate database than to ask each state department of corrections to provide it to us.

If you have any questions about our request, please do not hesitate to contact me, Alison Parker, at [phone/email]. In the meantime, let me thank you in advance for your attention to this request.

Sincerely,
Alison Parker, Esq.
Senior Researcher